

# FOR TEST ADMINISTRATORS ONLY

CHINESE EDITION

THE UNIVERSITY OF THE STATE OF NEW YORK

# GRADE 4

## ELEMENTARY-LEVEL SCIENCE TEST

### PERFORMANCE TEST, FORM A STATION DIAGRAMS

This booklet contains one complete set of station diagrams for the performance test and one Ball and Ramp Place Mat template for Station 3.

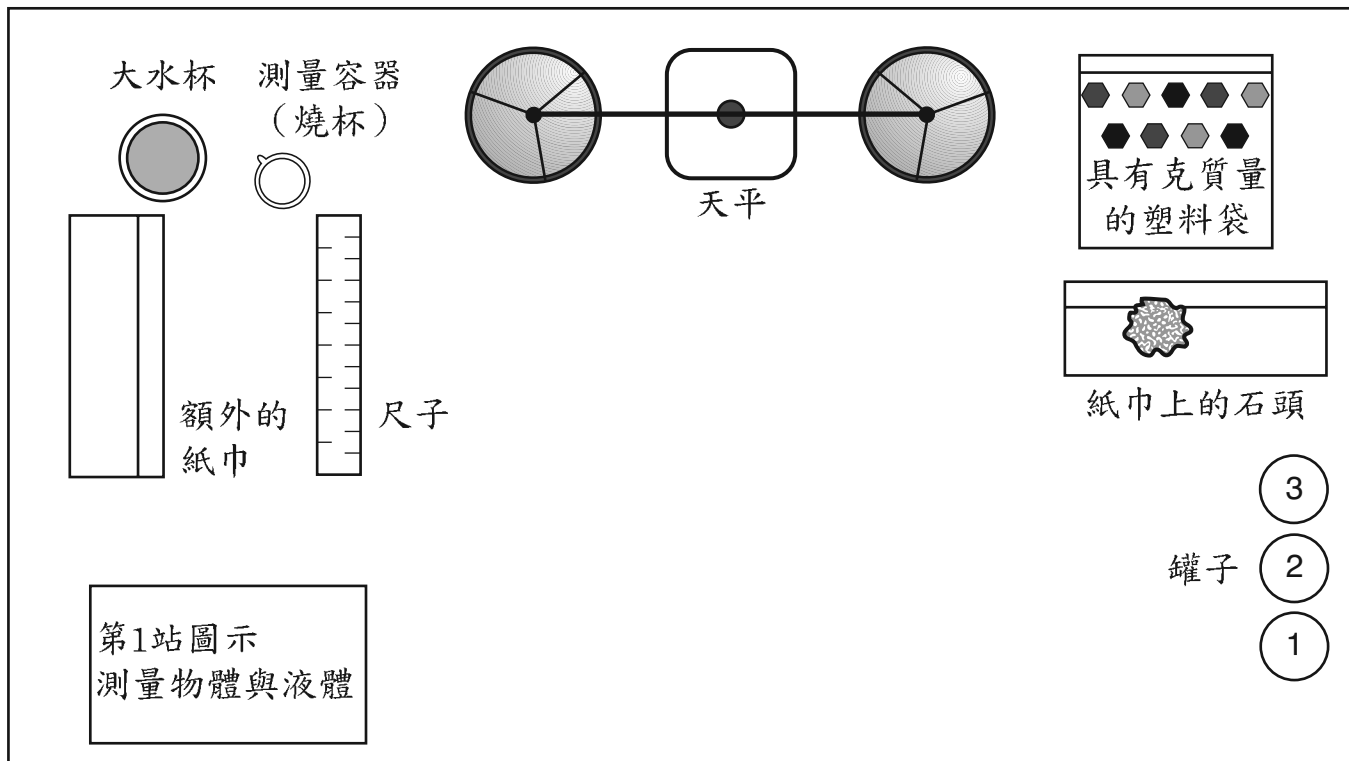
The materials for each station are illustrated in the station diagrams. These sheets are to be taped to the desk or tabletop at each station. Before taping the sheet to a station, fold the sheet along the dotted line so that only the top half of the sheet is visible.

Before administering the performance test, record the necessary information on the Test Administrator's Record Sheet. The Test Administrator's Record Sheet can be found at the back of the printed Performance Test, Form A Station Diagrams shipped to your school, or online in the Grade 4 Science Test Manual for Administrators and Teachers. After the test, file the Test Administrator's Record Sheet with the student test booklets.

**Note: The information on the Record Sheet is needed to score the tests.**

# 站圖

## 第1站—測量物體與液體

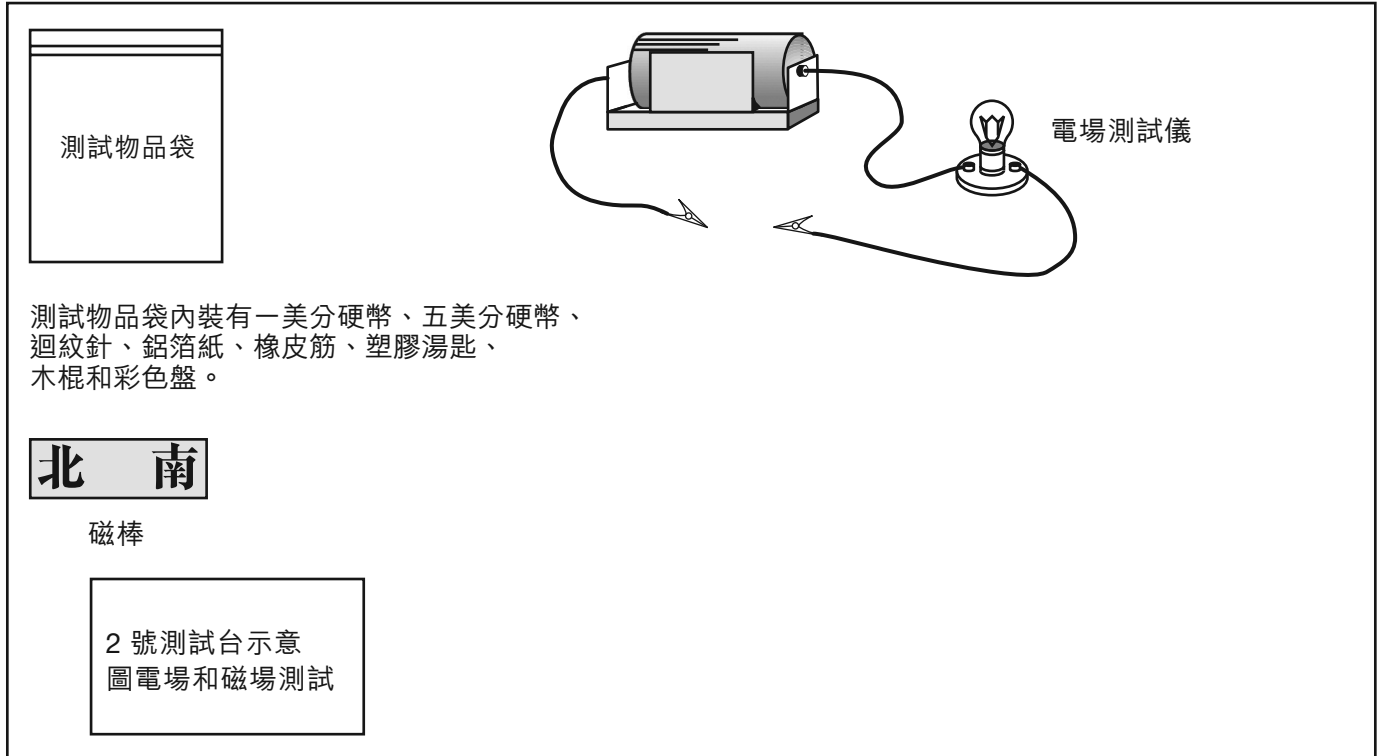


Fold on dotted line

The University of the State of New York  
THE STATE EDUCATION DEPARTMENT  
Albany, New York 12234

**FOLD ON THE DOTTED LINE AND TAPE TO THE BOTTOM OF THE STATION  
SO THAT THE DIAGRAM FACES STUDENT.**

## 測試台示意圖 2 號測試台 — 電場和磁場測試

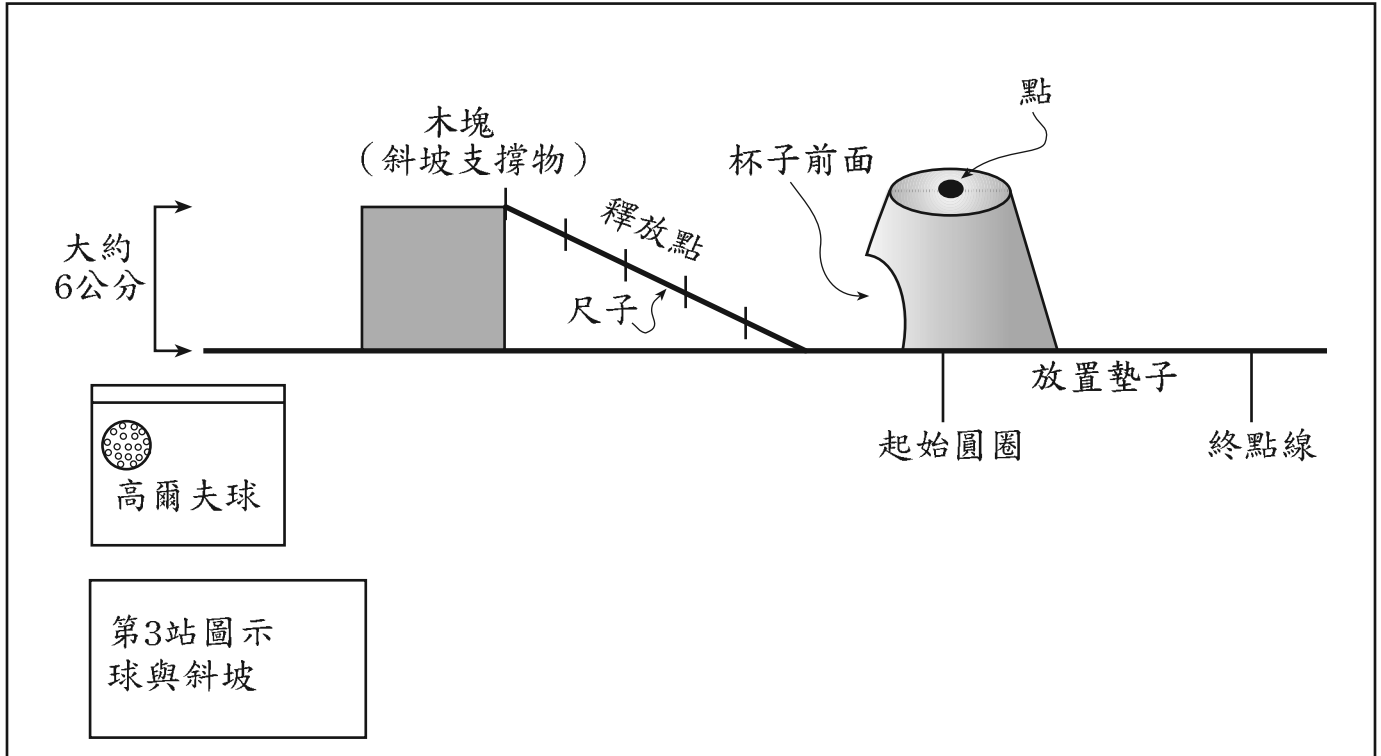


Fold on dotted line

The University of the State of New York  
THE STATE EDUCATION DEPARTMENT  
Albany, New York 12234

**FOLD ON THE DOTTED LINE AND TAPE TO THE BOTTOM OF THE STATION  
SO THAT THE DIAGRAM FACES STUDENT.**

站圖  
第3站—球與斜坡




Fold on dotted line

The University of the State of New York  
THE STATE EDUCATION DEPARTMENT  
Albany, New York 12234

**FOLD ON THE DOTTED LINE AND TAPE TO THE BOTTOM OF THE STATION  
SO THAT THE DIAGRAM FACES STUDENT.**

放置墊子



起始圓圈

終點線

