



Entry 1 School Information and Cover Page

(New schools that were not open for instruction for the 2018-19 school year are not required to complete or submit an annual report this year).

Created: 07/20/2019 • Last updated: 07/27/2019

Please be advised that you will need to complete this cover page (including signatures) before all of the other tasks assigned to you by your authorizer are visible on your task page. While completing this cover page task, please ensure that you select the correct authorizer (**as of June 30, 2019**) or you may not be assigned the correct tasks.

BASIC INFORMATION

a. SCHOOL NAME NEW WORLD PREPARATORY CHARTER SCHOOL

(Select name from the drop down menu)

a1. Popular School Name (Optional) NWP

b. CHARTER AUTHORIZER (As of June 30th, 2019) SUNY Authorized Charter School

Please select the correct authorizer as of June 30, 2019 or you may not be assigned the correct tasks.

c. DISTRICT / CSD OF LOCATION NYC CSD 31

d. DATE OF INITIAL CHARTER 10/2009

e. DATE FIRST OPENED FOR INSTRUCTION 09/2010

h. SCHOOL WEB ADDRESS (URL) www.newworldprep.org

i. TOTAL MAX APPROVED 407

ENROLLMENT FOR THE 2018-19

**SCHOOL YEAR (exclude Pre-K
program enrollment)**

j. TOTAL STUDENT ENROLLMENT 407

**ON JUNE 30, 2019 (exclude Pre-K
program enrollment)**

**k. GRADES SERVED IN SCHOOL YEAR 2018-19 (does not include Pre-K program
students)**

Check all that apply

Grades Served	5, 6, 7, 8
---------------	------------

l1. DOES THE SCHOOL CONTRACT No
WITH A CHARTER OR
EDUCATIONAL MANAGEMENT
ORGANIZATION?

FACILITIES INFORMATION

m. FACILITIES

Does the school maintain or operate multiple sites?

	No, just one site.
--	--------------------

School Site 1 (Primary)

m1. SCHOOL SITES

Please provide the following information for site 1.

	Physical Address	Phone Number	District/CSD	Grades Served at Site (K 5, 6 9, etc.)	Receives Rental Assistance for Which Grades (If yes, enter the appropriate grades. If no, enter No).
Site 1	26 Sharpe Avenue Staten Island, New York 10302	718 705 8990	NYC CSD 31	5 8	No

m1a. Please provide the contact information for Site 1.

	Name	Work Phone	Alternate Phone	Email Address
School Leader	Amanda Ainley			
Operational Leader	Yasmin Peralta			
Compliance Contact	Diane Sorensen			
Complaint Contact	Eugene Foley			
DASA Coordinator	Amanda Diario			
Phone Contact for After Hours Emergencies	Eugene Foley			

m1b. Is site 1 in public (co-located) space or in private space?

Private Space

IF LOCATED IN PRIVATE SPACE IN NYC OR IN DISTRICTS OUTSIDE NYC

m1d. Upload a current Certificate of Occupancy (COO) and the annual Fire Inspection Report for school site 1 if located in private space in NYC or located outside of NYC .

Site 1 Certificate of Occupancy (COO)

<https://nysed.cso.reports.fluidreview.com/resp/109849062/yFPTXS6fVy/>

Site 1 Fire Inspection Report

<https://nysed.cso.reports.fluidreview.com/resp/109849062/nBjtmqxAKU/>

CHARTER REVISIONS DURING THE 2018-19 SCHOOL YEAR

n1. Were there any revisions to the school’s charter during the 2018-19 school year? (Please include approved or pending material and non-material charter revisions). Yes

n2. Summary of Charter Revisions

	Category (Select Best Description)	Specific Revision (150 word limit)	Date Approved by BOT (if applicable)	Date Approved by Authorizer (if applicable)
1	Change in Grade Level Configuration	The school received approval to add a 5th grade, and now serves grades 5 8.		
2				
3				
4				
5				

More revisions to add? No

ATTESTATION


o. Individual Primarily Responsible for Submitting the Annual Report.

Name	Eugene Foley
Position	President
Phone/Extension	
Email	


p. Our signatures (Executive Director/School Leader/Head of School and Board President) below attest that all of the information contained herein is truthful and accurate and that this charter school is in compliance with all aspects of its charter, and with all pertinent Federal, State, and local laws, regulations, and rules. We understand that if any information in any part of this report is found to have been deliberately misrepresented, that will constitute grounds for the revocation of our charter. Check **YES if you agree and then use the mouse on your PC or the stylist on your mobile device to sign your name).**

Yes

Signature, Head of Charter School

Two handwritten signatures in black ink. The signature on the left is a cursive, flowing script. The signature on the right is more stylized, featuring a large, prominent loop at the top and a sharp, angular finish at the bottom.

Signature, President of the Board of Trustees

A stylized handwritten signature in black ink, featuring large, sweeping loops and a sharp, angular end.A handwritten signature in black ink, characterized by a horizontal line at the top, a vertical stroke, and a series of connected loops and curves.

Date

2019/07/31

Thank you.

FIRE DEPARTMENT, CITY OF NEW YORK - BUREAU OF FIRE PREVENTION



PERMIT IS NOT TRANSFERABLE
TO ANY OTHER PERSON, FIRM
OR CORPORATION AND MAY
BE REVOKED AT ANY
TIME BY THE FIRE COMMISSIONER

PERMIT SHALL BE
PROMINENTLY DISPLAYED
ALL TIMES ON PREMISES

FIRE DEPARTMENT, CITY OF NEW YORK

PERMIT

BUREAU OF FIRE PREVENTION

ACCOUNT NUMBER	TYPE	A.P.	D.O.	ADM. CO.	ISSUANCE DATE	PERMIT EXPIRES
[REDACTED]	20	C	08	L080	10/03/18	07/19

PREMISES ADDRESS

ACCOUNT NAME

ASSUMPTION HALB
2222 RICHMOND TER
STATEN ISLAND, NY 10302

ST MARY OF

ITEM CODE	SUB CODE	QTY	DESCRIPTION	FLOOR NO.	FEE
202	01	1	FO NO C OF F 1100 GAL OR MORE	-1	

PERMIT TYPE

1

- 1=REGULAR
- 2=SUPPLEMENTAL
- 3=DUPLICATE

ST MARY OF
ASSUMPTION
2222 RICHMOND TER
STATEN ISLAND NY 10302

** NO FEE ** 0.00

FUEL OIL #2 3000G NO FEE
GO TO RECTORY FOR ACCESS
PHONE#442-3411

BY ORDER OF THE COMMISSIONER

The seal of the Fire Department City of New York is a shield-shaped emblem. At the top, the words "FIRE DEPARTMENT" and "CITY OF NEW YORK" are written in a semi-circle. Below the text is a stylized skyline of New York City buildings. In the foreground, there is a red circular emblem containing a white flame. The entire seal is outlined in red.

PERMIT SHALL BE
PROMINENTLY DISPLAYED
ALL TIMES ON PREMISES

ST MARY OF
ASSUMPTION
2232 RICHMOND TER
STATEN ISLAND NY 10302

FUEL OIL #2 2X275 NO FEE
GO TO RECTORY FOR ACCESS
PHONE#442-3411

BY ORDER OF THE COMMISSIONER

DEPARTMENT OF HOUSING AND BUILDINGS
BOROUGH OF RICHMOND CITY OF NEW YORK

No.

Date

CERTIFICATE OF OCCUPANCY

(Standard form adopted by the Board of Standards and Appeals and issued pursuant to Section 640 of the New York Charter, and Sections C 26-187.0 to C26-187.0 inclusive Administrative Code 21.31, to 21.37 Building Code.)

This certificate supersedes C. O. No.

To the owner or owners of the building or premises: **CHURCH OF ST. MARY OF THE ASSUMPTION**

THIS CERTIFIES that the ~~new~~ altered ~~building~~ building—premises located at

26 Sharpe Avenue, S.W.C. Richmond Terrace

Block 1864 Lot 49-73-76

conforms substantially to the approved plans and specifications, and to the requirements of the building code and all other laws and ordinances, and of the rules and regulations of the Board of Standards and Appeals, applicable to a building of its class and kind at the time the permit was issued; and CERTIFIES FURTHER that, any provisions of Section 640 of the New York Charter have been complied with as certified by a report of the Fire Commissioner to the Borough Superintendent.

Alt. No.— **359/49**

Construction classification— **Group 1**

Occupancy classification—

Public

Height One & 2/3 stories

25 feet

Date of completion—

2/26/51

Located in **Box & Box**

Use—Religious

C

Area

12

Height Zone of zone of impact of project

This certificate is issued subject to the limitations hereinafter specified and to the following conditions of the Board of Standards and Appeals: (Indicate condition to be inserted here)

PERMISSIBLE USE AND OCCUPANCY

STORY	LIVE LOADS Lbs. per Sq. Ft.	PERSONS ACCOMMODATED			USE
		MALE	FEMALE	TOTAL	
Cellar	on ground	-	-	-	Butler, Pantry, etc.
Basement	on ground	-	-	-	Class room
1st floor	60	-	-	-	Class room and offices

CITY OF NEW YORK
COUNTY OF RICHMOND

This is to certify that this is a true copy of a record in the custody of the Department of Buildings of the City of New York

12-20-91

David Lyle

Date

Certifying Officer

NOTE: Approval of fuel oil equipment received from Fire Department on March 13, 1951.



Entry 2 NYS School Report Card Link

Last updated: 07/20/2019

NEW WORLD PREPARATORY CHARTER SCHOOL

1. CHARTER AUTHORIZER (As of June 30th, 2019) SUNY Authorized Charter School

(For technical reasons, please re select authorizer name from the drop down menu).

2. NEW YORK STATE REPORT CARD <https://data.nysed.gov/profile.php?instid=800000067673>

Provide a direct URL or web link to the most recent New York State School Report Card for the charter school (See <https://reportcards.nysed.gov/>).

(Charter schools completing year one will not yet have a School Report Card or link to one. Please type "URL is not available" in the space provided.)



**New World Preparatory
Charter School**

**2018-19 ACCOUNTABILITY
PLAN
PROGRESS REPORT**

Submitted to the SUNY Charter Schools Institute on:

September 23, 2019

By Eugene Foley

26 Sharpe Avenue
Staten Island, NY 10302

718-705-8990

2018-19 ACCOUNTABILITY PLAN PROGRESS REPORT

Eugene Foley, President, prepared this 2018-19 Accountability Progress Report on behalf of the school's board of trustees:

Trustee's Name	Board Position
Angelo Aponte	Chair
Larry Miraldi	Vice Chair
Terry Troia	Board Secretary
Denis Kelleher	Treasurer
Carin Guarasci	Trustee
Bernard Lopez	Trustee
Michael McVey	Trustee
Jack Minogue	Trustee
Arnold Obey	Trustee
Peter Weinman	Trustee
Ana Romero	Parent Representative

Eugene Foley has served as the President since 2015.

New World Preparatory Charter School (“NWP”) provides an exceptional education for students in grades 5-8 by employing research-proven strategies to raise middle school academic achievement including: academic rigor and relevance, personalization, focused professional development, and meaningful engagement of families and the larger community. We have built on our nation’s promise of opportunity by exemplifying the role social justice holds in shaping a community of the people, by the people and for the people. Our students graduate from NWP with a strong academic foundation, an awareness of the needs of others, and with the social and emotional readiness needed to succeed in high school and graduate from college.

Set in a neighborhood in close proximity to the Statue of Liberty, New World Preparatory Charter School is “a golden door”—a school community where diversity is not just accepted but celebrated.

NWP uses a curriculum that is research based and aligned to the Common Core and New York State Learning Standards. Students benefit from an extended school day with more time on task for mastery of academic subjects. We have a school-wide focus on critical thinking, reading and writing across all content areas to improve the overall academic performance of every student. Our students are challenged to develop the habits and dispositions that will enable them to succeed in middle school, be prepared for a college preparatory high school curriculum and be college ready. As opposed to focusing merely on information recall, our students are challenged in all content areas to cite evidence to support their viewpoints, make connections, consider alternatives, assess importance and understand the connection between what they are learning and its relevance to their life and future success. The curriculum and instructional framework support student’s preparation for post-secondary education.

We engage our students around topics that are relevant to their everyday lives. Our board has decided to use a social justice framework as a strategy for engaging students around a curriculum that is relevant to their interests. Some examples of topics that teachers develop lessons around include health care, environmental issues, civil rights, immigration, the economics of poverty, and the United States’ relationships in a changing world.

Student assessments at NWP are designed to provide ongoing, useful feedback to staff and students. Our regular classroom assessments, which are both formal and informal, include a range of activities such as quizzes, selected responses, open-ended and closed constructed responses, end of unit tests, performance tasks, interviews, open-ended questions and conferences. Our staff meets regularly to analyze data, review student work and use it to plan instruction. We incorporate interim assessments quarterly to support a structure for evaluating student progress and identifying students’ needs so that interventions can be integrated into the daily academic program. NWP will analyze classroom, interim assessment and standardized test data to design appropriate interventions and instructional strategies to ensure that student achievement goals are met. Our staff is trained to deploy instructional methods that are appropriate to the developmental needs of middle grades students.

NWP present a clear alternative to large, impersonal middle schools by serving 410 students and having structured time scheduled to support the social and emotional needs of each child. Grades 6,7, and 8th contains at most 5 classes of approximately 25 students in a class. Our 5th grade contained 2 sections of approximately 44 students. By keeping the school population and class size small, we create a school community where each student is known and supported. Additionally, students in all grade levels participate in a structured advisory program that functions to further develop

2018-19 ACCOUNTABILITY PLAN PROGRESS REPORT

relationships that support learning. Each teacher has been assigned a group of approximately 18 students to whom they serve as an advisor over the course of the students' three years at the school. That teacher establishes a relationship not only with the students but their families as well.

Our school has been designed around a focus on continuous and targeted professional development of our staff. The value our board places on quality professional development is evidenced by our school's academic calendar, thoughtful scheduling decisions, and leadership appraisal systems. On a yearly basis, faculty participates in a two-week pre-service. Weekly, school will be dismissed early to provide time for school-wide professional development. On a daily basis, teachers have common planning time and have an opportunity to plan curriculum and lessons together, engage in conversations about students in need of support, determine interventions and learn new strategies and approaches to support their own development as teachers. They receive coaching from staff developers and feedback from the school's instructional leader.

At NWP, professional development is results-oriented. Studies of successful school improvement efforts have repeatedly shown that good results depend on the building of a collaborative community of adult learners who accept joint responsibility for student achievement.

School Enrollment by Grade Level and School Year

School Year	5	6	7	8	Total
2014-15	N/A	129	104	89	322
2015-16	N/A	130	132	93	355
2016-17	N/A	127	127	120	374
2017-18	N/A	130	120	124	374
2018-19	41	131	126	114	412

GOAL 1: ENGLISH LANGUAGE ARTS

Goal 1: English Language Arts

All students at the school will become proficient in reading and writing of the English language

BACKGROUND

NWP uses a balanced comprehensive literacy approach to accomplish our mission of producing students who meet or exceed the State ELA standards (Next Generation ELA Learning Standards pending.) NWP has a school-wide emphasis on reading and writing strategies embedded across all content areas so that students are reading, writing, listening and speaking across the curriculum. The school offers three periods of ELA each day.

The main component of the language arts literature curriculum consists of the units found in *Engage New York*. NYSED has provided the EngageNY curriculum as a framework for each grade level to "adopt/adapt" based on students' needs. Units are aligned to New York State Learning Standards and

provide educators with multiple resources and task modalities to enhance the instruction of each main class text. Students learn to understand the text; move to analysis, interpretation, and evaluation; weigh several avenues of meaning, revise thinking, and then convey this thinking in an organized, cogent fashion.

A second component of the English Language Arts program is the writing curriculum. The Writing Revolution provides an accessible and comprehensive approach to writing, thinking, and learning. The grade 6-8 curriculum includes strategies for building complex sentences in order to generate well-structured and developed summaries, paragraphs, and expository and research writing all within different text structures. The curriculum also includes enriching guidelines for every step of the writing process that provide students with a strong foundation for creating and assessing their own writing to make unified and coherent self-revisions. This writing approach provides students with the necessary strategies to increase not only their writing proficiency, but their analytical thinking abilities as well in order to become better readers, writers, speakers and thinkers who are well prepared to meet the needs of higher education and the workforce. The Writing Revolution strategies are used across all curriculums. The Writing Revolution Research supports high order and critical thinking skills. The Writing Revolution strategies are used across the curriculum.

The third component of the English Language Arts Program is the Literacy Leaders Program. Literacy Leaders allows NWP staff members and students to become leaders of literacy. The program's goal is to improve students' reading performance. Students receive skill-based instruction to develop their reading proficiency. The Literacy Leaders program follows a specific framework to support all aspects of reading. School-wide academic vocabulary words are taught to all students. Teachers model fluent reading and comprehension strategies. Students are grouped homogeneously into guided reading groups of approximately 14 students according to their instructional reading levels. Once in a group, student progress is carefully monitored by a Literacy Leaders teacher through conferencing and individualized learning goals. Students are expected to practice and apply their reading skills in guided groups as well as individually. Teachers receive ongoing professional development throughout the year to develop and share their skills and to maximize the effectiveness of their instructional practices. Reading levels are determined by the ELA State Scores, iReady Diagnostics, and quarterly assessments.

After careful analysis, a new literacy curriculum was selected for piloting in 3 sections of the 6th Grade as part of NWP's ongoing improvement process. For the 2018-19 school year all 5th and 6th grade ELA curriculum was supported by *Journeys Common Core* (Houghton Mifflin Harcourt) which offers instructional support, including complete whole-group Instruction, five-day small group instruction, intervention and ELL support. NWP decided upon Journeys because evaluation of the curriculum found it to have an excellent balance of non-fiction and fiction texts, a balance and diversity of text genres, as well as a text complexity analysis for the main texts. The lessons are scripted and guided reading books are incorporated that can be used for ELL support, differentiation, and small group instruction in addition to which they address a range of complexity levels.

Journeys curriculum provides a consistent structure that is supportive of our school's comprehensive balanced literacy program and guided reading approach. It includes more content and comprehensive strategies to teach reading writing, speaking and active listening, providing a tighter alignment to Common Core and New York State Learning Standards. *Journeys* provide our teachers with better tools to differentiate instruction for struggling and accelerated learners, English language learners (ELLs) and students with disabilities. Guided reading books address a range of complexity levels. We believe that *Journeys* provides a clearer and more focused reading instructional strategy appropriate for teachers with varying degrees of experience and competencies.

2018-19 ACCOUNTABILITY PLAN PROGRESS REPORT

The *Journeys* curriculum includes a full library of leveled readers, interactive whiteboard activities and a home component entitled, *Think Central*. We believe the latter will improve our connection between home and school and increase the time students spend reading, because the web-based software enables parents to see what their children are learning and provides strategies they can use to support classroom instruction. This program can also support the tutorial support components of our Comprehensive Intervention Program. It can also be used to support our Literacy Leaders Program.

Goal 1: Absolute Measure

Each year, 75 percent of all tested students enrolled in at least their second year will perform at or above proficiency on the New York State English language arts examination for grades 3-8.

METHOD

The school administered the New York State Testing Program English language arts (“ELA”) assessment to students in 5th through 8th grade in April 2019. Each student’s raw score has been converted to a grade-specific scaled score and a performance level.

The table below summarizes participation information for this year’s test administration. The table indicates total enrollment and total number of students tested. It also provides a detailed breakdown of those students excluded from the exam. Note that this table includes all students according to grade level, even if they have not enrolled in at least their second year (defined as enrolled by BEDS day of the previous school year).

2018-19 State English Language Arts Exam
Number of Students Tested and Not Tested

Grade	Total Tested	Not Tested ¹				Total Enrolled
		IEP	ELL	Absent	Refused	
5	41	0	0	0	0	41
6	128	0	0	0	0	128
7	124	0	0	0	0	124
8	114	0	0	0	0	114
All	407	0	0	0	0	407

RESULTS AND EVALUATION

Overall, 33.7.% of NWP students achieved proficiency on the 2018-19 English language arts exam. Thus, the school fell short of its goal of having 75% student proficiency by 41.3 percentage points. However, the percentage of NWP students achieving proficiency on the English language arts exam increased to 42.1% when isolating students who have been enrolled at the school for at least two years.

In the 2018-19 school year, NWP expanded its grade configuration and served 5th grade students for the first time. The result of this expansion was having students at two grade levels, 5th and 6th grade, comprised entirely of students enrolled at the school for less than one year when taking the English language arts assessment exam. When reviewing NWP’s 2018-19 English language arts examination

¹ Students exempted from this exam according to their Individualized Education Program (IEP), because of English Language Learners (ELL) status, or absence for at least some part of the exam.

2018-19 ACCOUNTABILITY PLAN PROGRESS REPORT

results, the grades with the lowest percentage of students achieving proficiency on the English language arts exam are those grades serving students enrolled in their first year at the school. Put in another way, when comparing grades comprised mostly of students enrolled at the school for at least two academic years, the percentage of students achieving proficiency on the English language arts exam is significantly higher than the grades where students have been enrolled at the school for only one year.

Performance on 2018 19 State English Language Arts Exam
By All Students and Students Enrolled in At Least Their Second Year

Grades	All Students		Enrolled in at least their Second Year	
	Percent Proficient	Number Tested	Percent Proficient	Number Tested
5	17.1%	41	N/A	N/A
6	21.9%	128	N/A	N/A
7	41.9%	124	41.0%	122
8	43.9%	114	43.4%	113
All	33.7%	407	42.13%	235

We continue to use Literacy Leaders to address reading standards and the Writing Revolution program to address writing standards. Both programs have contributed to an increase in student performance when compared to the previous school year. In addition we incorporated System 44 and Read 180, which are blended learning intervention programs which build reading comprehension, academic vocabulary and writing skills for struggling students in grades 5 through 8. Our lottery preference is for students who come from homes where English is not the first language spoken. These intervention programs will help to assist in bridging the gaps that exist and build for proficiency.

Our new literacy curriculum was piloted in 2017-18 for 3 of the 5 6th Grade sections as part of NWP's ongoing improvement process. During the 2018-19 school year the entire 5th and 6th grade ELA curriculum was supported by *Journeys Common Core* (Houghton Mifflin Harcourt) which offers instructional support, including complete whole-group instruction, five-day small group instruction, intervention and ELL support. NWP decided upon Journeys because an evaluation of the curriculum found that it has an excellent balance of non-fiction and fiction texts, diversity in text genres, as well as a text complexity analysis for the main texts. The lessons are scripted, and guided reading books are incorporated and can be used for ELL support, differentiation, and small group instruction. Additionally, they address a range of complexity levels.

Although greater growth was anticipated, students need more time with the program to impact the improvement we desire. The entire instructional staff continues to be trained in guided reading to facilitate the Literacy Leaders program. Additionally, every teacher was sent to the Writing Revolution training this year in each content area offered. Moreover, in the 2018-19 school year, the school implemented the Ignite Core Instruction professional development series of Learning Sciences International (Marzano framework) for teacher evaluation. This program also provides teachers with specific strategies for student centered instruction.

2018-19 ACCOUNTABILITY PLAN PROGRESS REPORT

ADDITIONAL EVIDENCE

Over the last three academic years, the percentage of students enrolled in at least their second year achieving proficiency has increased overall and at each grade level. For example, in 2016-17, the overall percentage of NWP students enrolled in at least their second year achieving proficiency was 34.1%. In the 2018-19 school year, the overall percentage of students enrolled in at least their second year achieving proficiency increased by over eight percentage points.

In addition to latitudinal growth, the school has also shown longitudinal growth. For example, in the 2017-18 school year, the percentage of 7th grade students enrolled in at least their second year achieving proficiency was 30.8%. When this cohort of students took the English language arts exam in the 2018-19 school year as 8th grade students, 43.4% achieved proficiency, nearly a 13-percentage point improvement.

ELA Performance by Grade Level and Year

Grade	Percent of Students Enrolled in At Least Their Second Year Achieving Proficiency					
	2016-17		2017-18		2018-19	
	Percent	Number Tested	Percent	Number Tested	Percent	Number Tested
7	35.4%	127	30.8%	117	41.0%	122
8	32.8%	126	41.1%	124	43.4%	113
All	34.1%	253	36.1%	241	42.13%	235

When comparing NWP students enrolled in at least their second year at the school with Community School District 31 with similar student demographics, NWP outperforms all those schools. As shown in the chart below, NWP had a higher percentage of students achieving proficiency than IS 49, IS 51, IS 61 and Lavelle Prep.

Proficiency Rates - Grades 7 & 8 - NYS ELA				
NWP*	IS 49	IS 51	IS 61	LAVELLE
42.13%	24.9%	33.7%	37.4%	35.6%

* For New World Prep only - Students enrolled in at least their 2nd Year

Goal 1: Absolute Measure

Each year, the school's aggregate Performance Index ("PI") on the State English language arts exam will meet that year's state Measure of Interim Progress ("MIP") set forth in the state's ESSA accountability system.

METHOD

In New York State, ESSA school performance goals are met by showing that an absolute proportion of a school's students who have taken the English language arts test have scored at the partially proficient, or proficient and advanced performance levels (Levels 2 or 3 & 4). The percentage of New World Preparatory Charter School 2018-19 Accountability Plan Progress Report

2018-19 ACCOUNTABILITY PLAN PROGRESS REPORT

students at each of these three levels is used to calculate a PI and determine if the school has met the MIP set each year by the state's ESSA accountability system. To achieve this measure, all tested students must have a PI value that equals or exceeds the state's 2018-19 English language arts MIP for all students of 105. The PI is the sum of the percent of students in all tested grades combined scoring at Level 2, plus two times the percent of students scoring at Level 3, plus two-and-a-half times the percent of students scoring at Level 4. Thus, the highest possible PI is 250.

RESULTS AND EVALUATION

NWP did not meet this measure, achieving an aggregate PLI score of 103.5 on the English language arts exam in the 2018-19 school year. NWP was below the state's 2018-19 English language arts MIP goal of 105 by 2.5 percentage points.

English Language Arts 2018 19 Performance Index				
Number in Cohort	Percent of Students at Each Performance Level			
	Level 1	Level 2	Level 3	Level 4
	35	31	25	9
PI	=	31	+	25
			25	+
				+
				9
				9
				(.5)*[9]
				PI
				65
				34
				4.5
				103.5

Goal 1: Comparative Measure

Each year, the percent of all tested students who are enrolled in at least their second year and performing at proficiency on the state English language arts exam will be greater than that of all students in the same tested grades in the school district of comparison.

METHOD

A school compares tested students enrolled in at least their second year to all tested students in the public school district of comparison. Comparisons are between the results for each grade in which the school had tested students in at least their second year at the school and the total result for all students at the corresponding grades in the school district.²

RESULTS AND EVALUATION

42.1% of students in at least their second year of enrollment at NWP performed at proficient level, compared to 51.9% of all seventh and 8th grades students in Community School District 31. NWP did not meet its goal of students enrolled in at least their second year exceeding the district average. The total percentage of seventh and eighth grade students in at least their second year at the school achieving proficiency was 9.8 percentage points below the district average for all the seventh and eighth grade student in community School District 31.

² Schools can acquire these data when the New York State Education Department releases its database containing grade level ELA and math test results for all schools and districts statewide. The NYSED announces the release of the data on its [News Release webpage](#).

2018-19 ACCOUNTABILITY PLAN PROGRESS REPORT

The overall improvement in the percentage of students achieving proficiency on the English language arts exam between the 2017-18 school year and the 2018-19 school year was greater at NWP compared to the district. The percentage of NWP students achieving proficiency on the exam increased six percentage points. During this same time period, the overall percentage of district students achieving proficiency decreased .1 percentage point.

2018 19 State English Language Arts Exam
Charter School and District Performance by Grade Level

Grade	Percent of Students at or Above Proficiency			
	Charter School Students In At Least 2 nd Year		All District Students	
	Percent	Number Tested	Percent	Number Tested
7	41.0%	122	48.5%	4295
8	43.4%	113	55.7%	3976
All	42.13%	235	51.9%	8271

ADDITIONAL EVIDENCE

Community School District 31 is a diverse district that serves a vast student population. Although the percentage of NWP students enrolled in at least their second year performing at a proficient level is below the average across the district, NWP outperforms or performs comparable to schools serving a similar student population, as show in the chart above. Over the course of the last three academic years, NWP has closed the gap between the percentage of students performing at a proficient level on the State English language arts exam compared to Community School District 31. In the 2016-17 school year, the gap between NWP and the district was nearly 17 percentage points. In the 2018-19 school year, the gap between NWP and the district was 9.8 percentage points.

Moreover, the percentage of NWP students achieving proficiency in the cohort taking the English language arts exam as seventh grade students in the 2017-18 school year improved nearly 13 percentage points when they took the exam as eighth grade students in the 2018-19 school year. During this same time, the overall percentage of district students achieving proficiency increased by nearly 7 percentage points, nearly six percentage points less than NWP.

English Language Arts Performance of Charter School and Local District
by Grade Level and School Year

Grade	Percent of Students Enrolled in at Least their Second Year Scoring at or Above Proficiency Compared to District Students					
	2016-17		2017-18		2018-19	
	Charter School	District	Charter School	District	Charter School	District
7	35.4%	50.3%	30.8%	49%	41.0%	48.5%
8	32.8%	51.6%	41.1%	56%	43.4%	55.7%
All	34.1%	50.9%	36.1%	52%	42.13%	51.9%

Goal 1: Comparative Measure

2018-19 ACCOUNTABILITY PLAN PROGRESS REPORT

Each year, the school will exceed its predicted level of performance on the state English language arts exam by an effect size of 0.3 or above (performing higher than expected to a meaningful degree) according to a regression analysis controlling for economically disadvantaged students among all public schools in New York State.

METHOD

The SUNY Charter Schools Institute (“Institute”) conducts a comparative performance analysis, which compares the school’s performance to that of demographically similar public schools statewide. The Institute uses a regression analysis to control for the percentage of economically disadvantaged students among all public schools in New York State. The Institute compares the school’s actual performance to the predicted performance of public schools with a similar concentration of economically disadvantaged students. The difference between the school’s actual and predicted performance, relative to other schools with similar economically disadvantaged statistics, produces an Effect Size. An Effect Size of 0.3, or performing higher than expected to a meaningful degree, is the requirement for achieving this measure.

Given the timing of the state’s release of economically disadvantaged data and the demands of the data analysis, the 2018-19 analysis is not yet available. This report contains 2017-18 results, the most recent Comparative Performance Analysis available.

RESULTS AND EVALUATION

NWP’s school wide effect size was 0.45.

NWP’s aggregate Effect Size exceeded its goal of 0.3. The Effect Size at each grade level also far exceeded the 0.45 goal.

2017-18 English Language Arts Comparative Performance by Grade Level

Grade	Percent Economically Disadvantaged	Number Tested	Percent of Students at Levels 3&4		Difference between Actual and Predicted	Effect Size
			Actual	Predicted		
6	92.6	130	40.8	33.5	7.3	0.45
7	95.8	119	31.9	24.3	7.6	0.56
8	92.8	124	41.1	35.2	5.9	0.33
All	93.7	373	38.1	31.1	6.9	0.45

School’s Overall Comparative Performance:

Higher than expected to a meaningful degree

ADDITIONAL EVIDENCE

NWP has exceeded its effect size goal in both the 2015-16 and 2017-18 school years.

When we became aware of the drop for the 2016-17 school year the school introduced intervention programs for the 2017-18 school year. This gave the identified students one period a day devoted to these interventions. This change resulted in a near .39 percentage point increase.

English Language Arts Comparative Performance by School Year

New World Preparatory Charter School 2018-19 Accountability Plan Progress Report

2018-19 ACCOUNTABILITY PLAN PROGRESS REPORT

School Year	Grades	Percent Economically Disadvantaged	Number Tested	Actual	Predicted	Effect Size
2015-16	6-8	92.8%	379	29.9	20.5	0.62
2016-17	6-8	93.7%	382	27.0	23.8	0.16
2017-18	6-8	93.7%	373	38.1	31.1	0.45

Goal 1: Growth Measure³

Each year, under the state's Growth Model, the school's mean unadjusted growth percentile in English language arts for all tested students in grades 4-8 will be above the target of 50.

METHOD

This measure examines the change in performance of the same group of students from one year to the next and the progress they are making in comparison to other students with the same score in the previous year. The analysis only includes students who took the state exam in 2017-18 and also have a state exam score from 2016-17 including students who were retained in the same grade. Students with the same 2016-17 score are ranked by their 2017-18 score and assigned a percentile based on their relative growth in performance (student growth percentile). Students' growth percentiles are aggregated school-wide to yield a school's mean growth percentile. In order for a school to perform above the target for this measure, it must have a mean growth percentile greater than 50.

Given the timing of the state's release of Growth Model data, the 2018-19 analysis is not yet available. This report contains 2017-18 results, the most recent Growth Model data available.⁴

RESULTS AND EVALUATION

The school exceeded the 50.0 statewide mean growth percentile goal. Each individual grade level exceeded the goal, with the exception of the 6th grade, which is comprised solely of students in their first academic year at NWP.

Given the mean growth percentage for the 2016-2017 we took action and implemented a new intervention program for the 2017-18 school year. In 2017-18 we exceeded the target by 2.9%.

2017-18 English Language Arts Mean Growth Percentile by Grade Level

Grade	Mean Growth Percentile	
	School	Target
6	46.6	50.0
7	62.4	50.0
8	51.4	50.0
All	52.9	50.0

ADDITIONAL EVIDENCE

NWP exceeded the state's over mean growth percentile goal in two of the last three years. During this time, the only grade level to test below the mean growth percentile target in multiple years was

³ See Guidelines for [Creating a SUNY Accountability Plan](#) for an explanation.

⁴ Schools can acquire these data from the NYSED's Business Portal: portal.nysed.gov.

2018-19 ACCOUNTABILITY PLAN PROGRESS REPORT

the school's 6th grade. However, as noted above, NWP's 6th grade students are in their first year of instruction at the school. In the past three years, when 6th grade students are tested in the 7th and 8th grade, their mean growth percentile is above the target.

English Language Arts Mean Growth Percentile by Grade Level and School Year

Grade	Mean Growth Percentile			
	2015-16	2016-17	2017-18	Target
6	41.0	45.5	46.6	50.0
7	56.5	62.5	62.4	50.0
8	47.5	51.5	51.4	50.0
All	<u>48.0</u>	53.3	<u>52.9</u>	50.0

SUMMARY OF THE ENGLISH LANGUAGE ARTS GOAL

NWP met one comparative goal and its growth goal. The school did not meet its comparative goal or its absolute goals.

Type	Measure	Outcome
Absolute	Each year, 75 percent of all tested students who are enrolled in at least their second year will perform at proficiency on the New York State English language arts exam for grades 3-8.	Not Met
Absolute	Each year, the school's aggregate PI on the state's English language arts exam will meet that year's state MIP as set forth in the state's ESSA accountability system.	Not Met
Comparative	Each year, the percent of all tested students who are enrolled in at least their second year and performing at proficiency on the state English language arts exam will be greater than that of students in the same tested grades in the school district of comparison.	Not Met
Comparative	Each year, the school will exceed its predicted level of performance on the state English language arts exam by an effect size of 0.3 or above (performing higher than expected to a meaningful degree) according to a regression analysis controlling for economically disadvantaged students among all public schools in New York State. (Using 2017-18 results.)	Met
Growth	Each year, under the state's Growth Model the school's mean unadjusted growth percentile in English language arts for all tested students in grades 4-8 will be above the target of 50. (Using 2017-18 results.)	Met

ACTION PLAN

In order to continue to assist our students achieve ELA proficiency, New World Prep has reviewed its present ELA instructional practices. Several action steps were implemented for the 2018-19 school year that strengthened our program. Additional programs were piloted in order to support our students' ELA growth. We will continue to take action steps and build upon previously implemented programs for the 2019-2020 school year.

In the 2019-2020 school year, NWP added an additional 5th grade class. We will utilize the Journeys curriculum for the 5th grade as well as the entire 6th grade. The programs piloted during the past two school years will be fully implemented in the 2019-2020 school year.

New World Preparatory Charter School 2018-19 Accountability Plan Progress Report

2018-19 ACCOUNTABILITY PLAN PROGRESS REPORT

In the 2019-20 school year, additional professional development is planned for the Journeys curriculum. This will provide 5th and 6th grade teachers with the opportunity to deepen their understanding and implementation of the curriculum.

Also in the 2019-20 school year, NWP will open three sections for kindergarten and first grade. Journeys will be implemented for those grades as well as the I Read intervention program. An additional week of professional development was provided to the Kindergarten, 1st and 5th grade teachers with a focus on the school's academic programs: Journey's, Go Math, The Writing Revolution, Amplify, and I Read curriculums.

Our Literacy Leaders class meets each day as a third component to our ELA program. For the 2018-19 school year, the learning environment structure has shifted to a three-tier approach. For those students who are on or above proficiency they will be placed in a Literacy Leaders class that is designed as a blended learning environment. This allows for more individualized learning for the students themselves as well providing them an opportunity to receive additional individualized teacher assistance. In order to provide a greater level of consistency with the Literacy Leaders class, a teacher has been assigned to each grade level. This approach provides consistency for students at each grade level in terms of their needed level of assistance and assessment.

The school implemented a research based online intervention program, Read 180 and System 44, to support the literacy groups most at risk. These intervention programs address the other two tiers of literacy leaders. Students are tested and placed on the appropriate level based on their phonics and reading inventories. These intervention programs provide more individualized support to move students towards proficiency and beyond. Initial inventory exam goals are set by students and teachers and are monitored throughout the year through the three inventories.

The Writing Revolution has been a part of our ELA for several years. The program will be expanded to include the 5th grade and applied to all the content areas in grades 5 through 8, with the support of our The Writing Revolution Coordinator. We will make use of the school wide writing rubric based on state standards. Additionally, the Writing Revolution Program has been expanded to include a research component. Additional targeted professional development will be provided to the staff throughout the school year in all content areas.

The 2019-20 school year will be the fourth year NWP has utilized the Marzano Instructional Framework, now called Learning Sciences International. Professional development will continue to be offer to our new staff as well additional training for the returning staff. Additional targeted professional development will be provided to the new kindergarten and first grade teachers and staff. This will provide earlier intervention for our students in order for them to achieve proficiency.

This year we will introduce the Success Criteria component from Learning Science International. Success Criteria are statements that enable students to remain on task, determine what they need to know to be successful, identify where they are in their learning, and reflect and revise their learning. These programs help teachers to clarify success criteria and to ensure students are at the heart of learning by giving the teacher the ability to set and track specific standard based learning targets and monitor student progress in real time.

The iReady program has been utilized in both ELA and Math and has allowed the school to identify our students' strengths and weakness. The program has provided our students with the ability to access online lessons that enable them to address their weakness and to move towards ELA and/or Math proficiency. Over the past two years steps have been taken which strengthened the utilization of the iReady program.

For the 2019-20 school year, the school developed a better structure to monitor the time students are on iReady and their progress. This allows teachers and students to receive feedback and to utilize the iReady Dashboard, which monitors student progress. This additional feedback has resulted in improved planning for next step strategies that will lead to increased proficiency in ELA and Math. Based on initial diagnostic results, students work with teachers to develop individualized goals. Student progress toward their goals is monitored throughout additional diagnostic assessments.

Shifts with staffing responsibilities of those who work with students in an ELA capacity will occur. This will improve time spent with students, particularly teacher's ability to provide students with more individualized instruction. A new full time Literacy Specialist has been hired to support the ELA staff in all components of English Language Arts. The specialist will work closely with teachers with the planning and implementation of the ELA, ELL, and Literacy Leaders curriculum in order to target our student's strengths and weaknesses. This will improve the level of differentiation in the instruction offered to students. The specialist will also conduct weekly walkthroughs to support teachers in the implementation of their instruction. Bi-monthly "Scholar Achievement Meetings" with Literacy Specialist and teachers will continue to track class performance with grade level state standards and plan next steps based on student performance. During the 2019-20 school year the focus will be to insure a more rigorous alignment to Common Core Learning Standards and Next Generation Standards

The Associate Director of Academic Support will continue to work closely with the Principal in monitoring our school wide assessments (I-Ready Diagnostics, TWR Writing Assessments, HMH Inventories for Math, Reading and Phonics etc.) and the school wide use of data to drive instruction.

During the 2019-20 school year, our two full time ELL teachers will provide push-in support through our ELA classes. Additional pullout time will be provided to these same students through Literacy and Language classes.

GOAL 2: MATHEMATICS

Goal 2: Mathematics

All students at the school will demonstrate competency in the understanding an application of mathematics and problem solving.

BACKGROUND

In an effort to create a challenging seventh, eighth grade and algebra curriculum with high expectations for all students, NWP uses a variety of resources including Big Ideas Math by Big Ideas Learning, Engage NY, Crosswalk Coach by Triumph Learning, and Ready NY by Curriculum Associates to develop and differentiate rigorous and engaging lessons. All resources are aligned to

the Common Core and New York State Learning Standards (Next Generation Mathematics Learning Standards Pending) and include all of the domains our students must develop an understanding of, including: ratios and proportions, the number system, expressions and equations, probability and statistics, geometry, and functions (8th Grade). Students also have the opportunity to take an accelerated two-year Algebra Sequence, which culminates with students taking the New York State Algebra Regents. While developing unit plans and lesson plans, teachers work together to identify the critical content the standard is addressing and determine which resource is the best to use for that content. Teachers plan and use a variety of monitoring techniques throughout the lesson and the unit to check for student understanding and mastery of the critical content. The school provides two periods of math each day.

At each grade level, students learn how math relates to the real world. Students are engaged in using logic, problem solving skills, and algebraic reasoning to solve cognitively complex real-world application tasks, while also mastering basic fundamental skills. At the end of each unit, students working in organized groups complete a culminating multi-step task, which incorporates multiple standards covered throughout the unit and which can be applied to the real world. At the end of the school year, each student completes an extended Exhibition Project that they present during the Night of Excellence to their peers and families. Students graduate from New World Prep with a strong understanding of mathematics in preparation for high school and beyond.

Each year the school explores math curriculum and strategies to enhance the school's curriculum framework and curriculum for mathematics. After careful analysis of math curricula was conducted, a new math curriculum was piloted for implementation in 3 sections in the 6th grade beginning in the 2017-2018 school year. In the 2019-20 school year all 5th and 6th grade classes will implement the *The Go Math!* Curriculum from Houghton Mifflin Harcourt. It is a new comprehensive Kindergarten—Grade 6 mathematics program developed to support the Common Core and New York State Learning Standards for Mathematics (Next Generation Mathematics Learning Standards pending and the NCTM Curriculum Focal Points). The program emphasizes Big Ideas and depth of understanding through interactive lessons; research based instructional approaches, and best practices from around the world, and differentiated instructional resources to ensure success for all students.

Evaluation of this curriculum found a strong alignment to the common core standards. The materials and instructional pacing demonstrated focus. Overviews and lesson introductions promoted coherence and there are opportunities to support both fluency and deep understanding. The materials provide varied modes of curriculum-embedded assessments that are well sequenced. The materials also provide strong support for teachers in planning and creating an effective learning experience. They were comprehensive and readily accessible. Finally, the materials provided the appropriate level and type of scaffolding, differentiation, intervention and support for a broad range of learners. In addition, response to intervention is embedded in the program to support diverse learners.

Professional development on this curriculum will be provided to the faculty throughout the school year. For the 2019-20 school year additional professional development days will be identified to support the roll out of this new curriculum and the teachers' learning all of its multiple components. A consultant knowledgeable on the curriculum will be hired to support both the instructional leadership and the faculty to ensure fidelity in delivery of the curriculum and understanding of its multiple parts.

In the evaluation of this curriculum a strong alignment to the common core standards was found. The materials and instructional pacing demonstrated focus. Overviews and lesson introductions promoted

2018-19 ACCOUNTABILITY PLAN PROGRESS REPORT

coherence and there were opportunities to support both fluency and deep understanding. The materials provided varied modes of curriculum-embedded assessments that are well sequenced. The materials provided strong support for teachers in

Similar to *Journeys*, Go Math also includes an online component entitled, *Think Central*. We believe this program will improve our connection between home and school and increase the time students spend on math, because the web-based software enables parents to see what their children are learning and provide strategies they can use to support classroom instruction. This program can also support the tutorial support components of our Comprehensive Intervention Program.

Goal 2: Absolute Measure

Each year, 75 percent of all tested students enrolled in at least their second year will perform at proficiency on the New York State mathematics examination for grades 3-8.

METHOD

The school administered the New York State Testing Program mathematics assessment to students in 5th through 8th grade in April 2019. Each student's raw score has been converted to a grade-specific scaled score and a performance level.

The table below summarizes participation information for this year's test administration. The table indicates total enrollment and total number of students tested. It also provides a detailed breakdown of those students excluded from the exam. Note that this table includes all students according to grade level, even if they have not enrolled in at least their second year.

2018-19 State Mathematics Exam
Number of Students Tested and Not Tested

Grade	Total Tested	Not Tested ⁵				Total Enrolled
		IEP	ELL	Absent	Refused	
5	41	0	0	0	0	41
6	128	0	0	0	0	128
7	124	0	0	0	0	124
8	114	0	0	0	0	114
All	407	0	0	0	0	407

RESULTS AND EVALUATION

In the 2018-19 school year, 43.7% of all NWP students achieved proficiency on the state mathematics exam, while 49.8% of students enrolled in at least their second year at the school year tested at a proficient level.

In the 2018-19 school year, NWP expanded its grade configuration and served 5th grade students for the first time. The result of this expansion was having two grade levels, 5th and 6th grade, comprised entirely of students enrolled at the school for less than one year when taking the mathematics assessment exam. When reviewing NWP's 2018-19 mathematics examination results, the grades

⁵ Students exempted from this exam according to their Individualized Education Program (IEP), because of English Language Learners (ELL) status, or absence for at least some part of the exam.

2018-19 ACCOUNTABILITY PLAN PROGRESS REPORT

with the lowest percentage of students achieving proficiency on the exam were comprised of students in their first year at the school. Put in another way, when comparing the percentage of students achieving proficiency in the grades comprised mostly of students enrolled at the school for at least two academic years, it is significantly higher than the grades where students have been enrolled at the school for only one year.

Performance on 2018 19 State Mathematics Exam By All Students and Students Enrolled in At Least Their Second Year

Grades	All Students		Enrolled in at least their Second Year	
	Percent Proficient	Number Tested	Percent Proficient	Number Tested
5	29.3%	41	N/A	N/A
6	36.7%	128	N/A	N/A
7	45.2%	124	45.9%	122
8	55.3%	114	54.0%	113
All	43.7%	407	49.8%	235

ADDITIONAL EVIDENCE

When comparing students enrolled in at least their second year at the school with Community School District 31 schools with similar student demographics, NWP has a higher percentage of students achieving proficiency on the mathematics exam than those schools. As shown in the chart below, NWP had a significantly higher percentage of students achieving proficiency than the only other Staten Island charter school that serves similar grades, Lavelle, as well as IS 27, IS 49, IS 51, and IS 61, traditional public schools that serve a similar percentage of impoverished students. These schools are the schools that our students would have attended if they had not elected to come to NWP.

Proficiency Rates - Grades 7 & 8 - NYS MATH					
NWP*	IS 27	IS 49	IS 51	IS 61	LAVELLE
49.8%	37.3%	13.0%	29.2%	22.6%	30.6%

* For New World Prep only - Students enrolled in at least their 2nd Year

NWP displayed significant improvement, overall and at the measurable grade levels, when compared to previous years.

Mathematics Performance by Grade Level and School Year

Grade	Percent of Students Enrolled in At Least Their Second Year Achieving Proficiency					
	2016-17		2017-18		2018-19	
	Percent	Number Tested	Percent	Number Tested	Percent	Number Tested
7	35.4%	127	40.2%	117	45.9%	122
8	29.4%	126	46.0%	124	54.0%	113

2018-19 ACCOUNTABILITY PLAN PROGRESS REPORT

All	32.4%	253	43.3%	241	49.8%	235
-----	-------	-----	-------	-----	-------	-----

NWP has showed vast overall improvement in the percentage of students enrolled in at least their second year achieving proficiency on the state mathematics assessment exam from the 2016-17 school year to the 2018-19 school year. Additionally, the school showed a significant increase in the percentage of students performing at or above proficiency at each grade tested.

Over the last three school years, NWP showed both longitudinal and latitudinal growth on the state mathematics exam. For example, in the 2017-18 school year, 40.2% of 7th grade students enrolled at the school for at least two years achieved proficiency on the mathematics exam. When that same group of students took the mathematics exam as 8th grade students in the 2018-19 school year, 54.0% achieved proficiency, nearly a 14-percentage point increase.

The most notable latitudinal improvements occurred at the 8th grade, where the percentage of students testing at a proficient level increased nearly 17.4 percentage points.

Goal 2: Absolute Measure

Each year, the school's aggregate Performance Index ("PI") on the state mathematics exam will meet that year's state Measure of Interim Progress ("MIP") set forth in the state's ESSA accountability system.

METHOD

In New York State, ESSA school performance goals are met by showing that an absolute proportion of a school's students who have taken the mathematics test have scored at the partially proficient, or proficient and advanced performance levels (Levels 2 or 3 & 4). The percentage of students at each of these three levels is used to calculate a PI and determine if the school has met the MIP set each year by the state's ESSA accountability system. To achieve this measure, all tested students must have a PI value that equals or exceeds the state's 2018-19 mathematics MIP for all students of 107. The PI is the sum of the percent of students in all tested grades combined scoring at Level 2, plus two times the percent of students scoring at Level 3, plus two-and-a-half times the percent of students scoring at Level 4. Thus, the highest possible PI is 250.

RESULTS AND EVALUATION

NWP met this measure, achieving an aggregate PLI score of 126.5 on the mathematics exam in the 2018-19 school year. NWP exceeded the state's 2018-19 mathematics MIP goal of 107 by 19.5 percentage points.

Mathematics 2018 19 Performance Level Index (PI)

Number in Cohort	Percent of Students at Each Performance Level			
	Level 1	Level 2	Level 3	Level 4
	25	31	29	15

$$\begin{array}{rclclclclcl}
 \text{PI} & = & 31 & + & 29 & + & 15 & = & 75 \\
 & & & & 29 & + & 15 & & 44 \\
 & & & & & + & (.5) * 15 & & 7.5 \\
 & & & & & & \text{PI} & & 126.5
 \end{array}$$

Goal 2: Comparative Measure

Each year, the percent of all tested students who are enrolled in at least their second year and performing at proficiency on the state mathematics exam will be greater than that of all students in the same tested grades in the school district of comparison.

METHOD

A school compares the performance of tested students enrolled in at least their second year to that of all tested students in the public school district of comparison. Comparisons are between the results for each grade in which the school had tested students in at least their second year at the school and the total result for all students at the corresponding grades in the school district.⁶

RESULTS AND EVALUATION

In the 2018-19 school year, NWP had a higher percentage of students, enrolled in at least two years at the school, performing at a proficient level than Community School District 31 in similar grades served. 49.8% of NWP students enrolled in at least their second year at the school performed at a proficient level on the state mathematics exam as compared to 44.4% of students enrolled in District 31. Thus, NWP outperformed the district by 5.4 percentage points.

2018 19 State Mathematics Exam
Charter School and District Performance by Grade Level

Grade	Percent of Students at or Above Proficiency			
	Charter School Students In At Least 2 nd Year		All District Students	
	Percent	Number Tested	Percent	Number Tested
7	45.9%	122	45.4%	4269
8	54.0%	113	43.0%	3310
All	49.8%	235	44.4%	7579

ADDITIONAL EVIDENCE

As shown through the chart below, NWP has had a higher percentage of students performing at a proficient level on the state mathematics exam in the last two academic years. Since the 2016-17 school year, the overall percentage of NWP students enrolled in at least their second year achieving proficiency increased by 17.4 percentage points. During this same time, the district improved by 11.5 percentage points.

In the 2017-18 school year, 40.1% of 7th grade NWP students enrolled in at least their second year achieved proficiency. In the 2018-19 school year, when that cohort of students took the mathematics exam as 8th grade students, 54.0% achieved proficiency, a 13.9 percentage point improvement. During that same academic years, the same cohort at the district level decreased by one percentage point.

⁶ Schools can acquire these data when the New York State Education Department releases its database containing grade level ELA and math test results for all schools and districts statewide. The NYSED announces the release of the data on its [News Release webpage](#).

2018-19 ACCOUNTABILITY PLAN PROGRESS REPORT

Mathematics Performance of Charter School and Local District by Grade Level and School Year

Grade	Percent of Students Enrolled in at Least their Second Year Who Are at Proficiency Compared to Local District Students					
	2016-17		2017-18		2018-19	
	Charter School	District	Charter School	District	Charter School	District
7	35.4%	39.2%	40.1%	44%	45.9%	45.4%
8	29.4%	25.3%	46.0%	39%	54.0%	43.0%
All	32.4%	32.9%	43.2%	42%	49.8%	44.4%

Goal 2: Comparative Measure

Each year, the school will exceed its predicted level of performance on the state mathematics exam by an Effect Size of 0.3 or above (performing higher than expected to a meaningful degree) according to a regression analysis controlling for economically disadvantaged students among all public schools in New York State.

METHOD

The Institute conducts a Comparative Performance Analysis, which compares the school's performance to that of demographically similar public schools statewide. The Institute uses a regression analysis to control for the percentage of economically disadvantaged students among all public schools in New York State. The Institute compares the school's actual performance to the predicted performance of public schools with a similar concentration of economically disadvantaged students. The difference between the school's actual and predicted performance, relative to other schools with similar economically disadvantaged statistics, produces an Effect Size. An Effect Size of 0.3, or performing higher than expected to a meaningful degree, is the requirement for achieving this measure.

Given the timing of the state's release of economically disadvantaged data and the demands of the data analysis, the 2017-18 analysis is not yet available. This report contains 2017-18 results, the most recent Comparative Performance Analysis available.

RESULTS AND EVALUATION

In the 2017-18 school year, NWP's Effect Size was 1.09, higher than expected to large degree.

NWP met its measure by having an aggregate Effect Size that was higher than expected to a large degree. The school's performance was over three times the requirement for achieving the desired effect size.

2018-19 ACCOUNTABILITY PLAN PROGRESS REPORT

2017-18 Mathematics Comparative Performance by Grade Level

Grade	Percent Economically Disadvantaged	Number Tested	Percent of Students at Levels 3&4		Difference between Actual and Predicted	Effect Size
			Actual	Predicted		
6	92.6	129	38.0	26.2	11.8	0.70
7	95.8	119	41.2	21.0	20.1	1.26
8	92.8	124	46.0	20.3	25.6	1.34
All	93.7	372	41.7	22.6	19.1	1.09

School's Overall Comparative Performance:

Higher than expected to large degree

ADDITIONAL EVIDENCE

NWP has exceeded its effect size goal in each of the last three years.

Mathematics Comparative Performance by School Year

School Year	Grades	Percent Economically Disadvantaged	Number Tested	Actual	Predicted	Effect Size
2015-16	6-8	92.8%	379	37.7	15.7	1.22
2016-17	6-8	93.7%	379	30.3	15.5	0.90
2017-18	6-8	93.7%	372	41.7	22.6	1.09

Goal 2: Growth Measure⁷

Each year, under the state's Growth Model, the school's mean unadjusted growth percentile in mathematics for all tested students in grades 4-8 will be above the target of 50.

METHOD

This measure examines the change in performance of the same group of students from one year to the next and the progress they are making in comparison to other students with the same score in the previous year. The analysis only includes students who took the state exam in 2017-18 and also have a state exam score in 2016-17 including students who were retained in the same grade. Students with the same 2016-17 scores are ranked by their 2017-18 scores and assigned a percentile based on their relative growth in performance (student growth percentile). Students' growth percentiles are aggregated school-wide to yield a school's mean growth percentile. In order for a school to meet the measure, the school would have to achieve a mean growth percentile above the target of 50.

⁷ See Guidelines for [Creating a SUNY Accountability Plan](#) for an explanation.

2018-19 ACCOUNTABILITY PLAN PROGRESS REPORT

Given the timing of the state's release of Growth Model data, the 2018-19 analysis is not yet available. This report contains 2017-18 results, the most recent Growth Model data available.⁸

RESULTS AND EVALUATION

NWP's 2017-18 mathematics mean growth percentile was 16.6 percentage points above the statewide target.

NWP's overall mean growth percentile is greater than the statewide target. Further, each individual grade that NWP serves had a higher growth percentile than the statewide target percentile.

2017-18 Mathematics Mean Growth Percentile by Grade Level

Grade	Mean Growth Percentile	
	School	Target
6	60.4	50.0
7	69.7	50.0
8	70.0	50.0
All	66.6	50.0

ADDITIONAL EVIDENCE

In each of the previous three school years, NWP has exceeded the target mean growth percentile at the schoolwide level, as well as at each individual grade level the school serves.

Mathematics Mean Growth Percentile by Grade Level and School Year

Grade	Mean Growth Percentile			
	2015-16	2016-17	2017-18	Target
6	54.0	60.5	60.4	50.0
7	61.5	70.0	69.7	50.0
8	54.5	70.0	70.0	50.0
All	57.0	67.0	66.6	50.0

SUMMARY OF THE MATHEMATICS GOAL

Overall, the school achieved both comparative goals, as well as the growth goal and one absolute goal.

Type	Measure	Outcome
Absolute	Each year, 75 percent of all tested students who are enrolled in at least their second year will perform at proficiency on the New York State mathematics exam for grades 3-8.	Not Met
Absolute	Each year, the school's aggregate PI on the state's English language arts exam will meet that year's state MIP as set forth in the state's ESSA accountability system.	Met
Comparative	Each year, the percent of all tested students who are enrolled in at least their second year and performing at proficiency on the state mathematics exam	Met

⁸ Schools can acquire these data from the NYSED's business portal: portal.nysed.gov.

2018-19 ACCOUNTABILITY PLAN PROGRESS REPORT

	will be greater than that of students in the same tested grades in the school district of comparison.	
Comparative	Each year, the school will exceed its predicted level of performance on the state mathematics exam by an Effect Size of 0.3 or above (performing higher than expected to a meaningful degree) according to a regression analysis controlling for economically disadvantaged students among all public schools in New York State. (Using 2017-18 results.)	Met
Growth	Each year, under the state's Growth Model the school's mean unadjusted growth percentile in mathematics for all tested students in grades 4-8 will be above the target of 50. (Using the 2017-18 results.)	Met

ACTION PLAN

In order to continue to assist our students achieve Math proficiency and beyond, New World Prep has reviewed its present Math instructional practices. Several action steps will take place for the 2019-20 school year that will strengthen our present program. We will also offer addition programs in order to support our students Math growth.

In the 2019-20 school year, NWP will serve kindergarten and 1st grade for the first time and will continue serving 5th through 8th grades. A review of the 5th through 8th grade curriculum, and the Algebra Regents, will take place in order to make any necessary adjustments based on data from the New York State test results. With a high number of ELL students and students who come from homes where English is not the primary language, we will continue to incorporate strategies that are suggested in the EngageNY curriculum materials for ELL students. These suggestions support language processing, vocabulary and literacy to support reading of real-world applications and word problems.

During the 2019-20 school year, the school will implement the Houghlin Mifflin curriculum *Go Math!* to all of our kindergarten and 1st grade students, as well as 5th and 6th grade students.

GO Math! provides teachers with indepth instructional support, embedded Professional Development videos and tips, and a wealth of differentiated instruction resources to ensure the depth of instruction required for student success. A calendar will be created to implement this program as well as provide teachers with additional days for professional development to utilize this program for student success.

We will continue to incorporate additional programs and strategies to support the Go Math curriculum that enhances the focus of our school intervention program. The Math 180 program focuses on students having a deep understanding and mastery of the essential skills and concepts necessary to comprehend complex math problems. This research-based program enables students to progress swiftly and successfully through the grade level curriculum. Math 180 provides multiple opportunities to apply the math concepts and procedures to real world situations.

Students are identified for this program through the Math 180 inventory. Goals are set with the teacher and student. Progress is monitored through the year by utilizing 3 additional inventory assessments.

Our iReady program has been utilized in both ELA and Math and has allowed the school to identify our students' strengths and weakness in reading in mathematics. It has provided our students with the ability to access online lessons that enable them to address their weakness and to move towards ELA and/or Math proficiency. For the 2019-20 school year, students will continue to make use of our iReady program as part of their blended learning experience. This structural change will allow math teachers to offer more individualized assistance through iReady and as they move to small instructional groups. For the 2019-20 school year the school has developed a better structure to monitor the time students are on iReady and their progress. This allows for teachers and students to receive feedback and to utilize the iReady Dashboard to monitor student progress resulting in improved planning for next step strategies that will lead to increased proficiency in ELA and Math. Based on their initial diagnostic results, students work with their teachers to develop individualized goals. Student progress toward their goals is monitored through additional diagnostic assessments.

Shifts in staffing responsibilities for those who work with students in a Math capacity will occur. This will improve time spent with students, particularly the ability to provide students with more individualized instruction. The Associate Director of Academic Support and our math coach will provide additional support to the Math teachers in utilizing data from the various forms of student assessment in order to develop more targeted instruction. Also, our AIS Math Teacher will allow for more push in time to occur throughout the school year.

GOAL 3: SCIENCE

Goal 3: Science

All students at the school will demonstrate competency in the understanding and application of scientific reasoning.

BACKGROUND

During the 2018-19 school year the Amplify Science Program was piloted in the 5th grade as well as one unit for grades 6th through 8th. We selected this curriculum because it is aligned to the Next Generation Science Standards and is developed through a partnership between Amplify, a leader in technology integration and University of California Berkeley's Lawrence Hall of Science – known for their research-based science curriculum. Amplify science was named a 2018 CODiE Award finalist for best science instructional solutions and best Emerging technology solution categories.

Each unit of study offers our teachers a detailed curriculum with embedded formative assessments, inquiry-oriented investigations, online simulations and apps, literacy activities and readings to engage our students in the multimodal, 3-Dimensional (NGSS) learning of science. The units are aligned to the New York City Department of Education Science Scope and Sequence and will allow our students to engage in science practices and apply crosscutting concepts to deepen their knowledge of the disciplinary core ideas across the science disciplines.

Goal 3: Absolute Measure

Each year, 75 percent of all tested students enrolled in at least their second year will perform at or above proficiency on the New York State science examination.

2018-19 ACCOUNTABILITY PLAN PROGRESS REPORT

METHOD

The school administered the New York State Testing Program science assessment to students in **8th grade in spring 2019**. The school converted each student's raw score to a performance level and a grade-specific scaled score. The criterion for success on this measure requires students enrolled in at least their second year to score at proficiency.

RESULTS AND EVALUATION

On the 2018-19 state assessment exam, 46% of NWP students in at least their second year at the school performed at a proficient level.

Charter School Performance on 2018-19 State Science Exam
By All Students and Students Enrolled in At Least Their Second Year

Grade	Percent of Students at Proficiency of Students in At Least 2 nd Year	
	Percent Proficient	Number Tested
8	46.0%	111
All	46.0%	111

ADDITIONAL EVIDENCE

Science Performance by Grade Level and School Year

Grade	Percent of Students Enrolled in At Least Their Second Year at Proficiency					
	2016-17		2017-18		2018-19	
	Percent Proficient	Number Tested	Percent	Number Tested	Percent Proficient	Number Tested
8	43.6%	117	56.1%	123	46.0%	111
All	43.6%	117	56.1%	123	46.0%	111

Goal 3: Comparative Measure

Each year, the percent of all tested students enrolled in at least their second year and performing at proficiency on the state science exam will be greater than that of all students in the same tested grades in the school district of comparison.

METHOD

The school compares tested students enrolled in at least their second year to all tested students in the public-school district of comparison. Comparisons are between the results for each grade in which the school had tested students in at least their second year and the results for the respective grades in the school district of comparison. Given the timing of the state's release of district science data, the 2018-19 comparative data may not yet be available. If not, schools should report comparison to the district's **2017-18** data.

RESULTS AND EVALUATION

The 2017-18 and 2018-19 district results for the state science assessments have not been released at this time. Thus, there are no comparative measures to report.

2018-19 ACCOUNTABILITY PLAN PROGRESS REPORT

2018 19 State Science Exam Charter School and District Performance by Grade Level

Grade	Percent of Students at Proficiency			
	Charter School Students In At Least 2 nd Year		All District Students ⁹	
	Percent Proficient	Number Tested	Percent Proficient	Number Tested
8	46.0%	111	N/A	N/A
All	46.0%	111	N/A	N/A

ADDITIONAL EVIDENCE

The district results for the state science assessments have not been released at this time. Thus, there are no comparative measures to report.

Science Performance of Charter School and Local District by Grade Level and School Year

Grade	Percent of Charter School Students at Proficiency and Enrolled in At Least their Second Year Compared to Local District Students					
	2016-17		2017-18		2018-19	
	Charter School	District	Charter School	District	Charter School	District
8	43.6%	N/A	56.1%	N/A	46.0%	N/A
All	43.6%	N/A	56.1%	N/A	46.0%	N/A

SUMMARY OF THE SCIENCE GOAL

NWP did not achieve its absolute goal and its comparative goal could not be measured, as the district 8th grade science score is not available.

Type	Measure	Outcome
Absolute	Each year, 75 percent of all tested students enrolled in at least their second year will perform at or above proficiency on the New York State examination.	Not Met
Comparative	Each year, the percent of all tested students enrolled in at least their second year and performing at proficiency on the state exam will be greater than that of all students in the same tested grades in the school district of comparison.	N/A

ACTION PLAN

In order to continue to assist our students achieve proficiency in science, New World Prep has reviewed its present Science instructional practices. Beginning with the 2019-20 school year, NWP will be serving kindergarten and 1st grade, as well as 5th through 8th grades. Several action steps will be implemented for the 2019-20 school year that strengthens our present program. Additional programs will be added in order to support our students understanding of Science.

⁹ This table uses the prior year's results as 2018-19 district science scores are not yet available.

Across grades K, 1, and 5-8, the science coach and teachers will receive targeted professional development by implementing Amplify, which is aligned to the newly adopted -NGSS, in all grade levels. This shift will allow for extended opportunities to engage in science and develop key skills including communication, inquiry, critical thinking and problem solving. Furthermore, our students will have greater opportunities to investigate scientific phenomena, use real-time data to build sophisticated arguments around theories of the natural world and finally, to mirror the work of engineers as they build models and design systems to respond to complex problems in our real world.

We will continue to offer to students who have an aptitude in science the opportunity to complete the high school level course of *Living Environment*. Offering this course will further student interest and knowledge in science and our students will enter high school with one science credit completed towards the New York State graduation requirements. Furthermore, we believe that offering this high-level course will raise all of our students' interest in building both their knowledge base and scientific skills as this is a prerequisite for being selected to enroll in this course.

Greater exposure to the format and content of the state exam will continue to be implemented. The science department is committed to fostering student awareness and confidence in test taking strategies aimed at the culminating middle school exam in eighth grade. To do this, all students this year will engage in review of past state test questions where appropriate in lessons across all science modules. We believe that as students approach the eighth-grade exam, they will be more prepared for the type and format of the written and performance exams.

Also, our students will continue to participate in the College of Staten Island Step summer and Saturday programs. STEP is a enrichment program that services students from Staten Island in grades 7 through 12, who demonstrate an interest in and have a potential for a career in the fields of science, health, engineering, technology, and the licensed professions come to the College of Staten Island and engage in science, math, computers, communication arts, PSAT, SAT, and college prep with an interdisciplinary learning approach. The STEP Program focuses on helping students to build self-esteem and develop positive behaviors toward learning. We believe that students will begin to understand the processes of learning science and math by encouraging them to strive and aim for good grades throughout their secondary school years. Students will then have a broader range of choices when pursuing a career.

With the addition of our kindergarten and 1st grade students for the 2019-20 school year, and the addition of a 5th grade in the 2018-19 school year, we are now able to engage our students prior to entering middle school in investigating real-world science through learning experiences aligned to the Next Generation Science Standards (NGSS). These learning experiences and our curriculum adoption of Amplify Science will strengthen student learning specific to the *science practices*, including developing and using models, planning and carrying out investigation, analyzing and interpreting data, engaging in the *disciplinary core ideas*, and identifying the *cross-cutting concepts* found throughout all science disciplines such as patterns, cause and effect, and structure and function. Having our additional grades engage in science across all three dimensions of learning through effective curriculum development and instruction will result in our fifth graders prepared to learn science in the middle school. This preparedness will result in the improvement of science readiness, thus improving our overall science program and resulting test scores.

GOAL 4: ESSA

Goal 4: ESSA

NWP will be in good standing pursuant to the state's ESSA accountability system.

Goal 4: Absolute Measure

Under the state's ESSA accountability system, the school is in good standing: the state has not identified the school for comprehensive or targeted improvement.

METHOD

Because *all* students are expected to meet the state's performance standards, the federal statute stipulates that various sub-populations and demographic categories of students among all tested students must meet the state standard in and of themselves aside from the overall school results. As New York State, like all states, is required to establish a specific system for making these determinations for its public schools, charter schools do not have latitude in establishing their own performance levels or criteria of success for meeting the ESSA accountability requirements. Each year, the state issues School Report Cards that indicate a school's status under the state accountability system.

RESULTS AND EVALUATION

The school met its goal of good standing in the 2018-19 school year.

ADDITIONAL EVIDENCE

NWP has been in good standing in each of the last three school years.

Accountability Status by Year

Year	Status
2016-17	Good Standing
2017-18	Good Standing
2018-19	Good Standing



Entry 4 Expenditures per Child

Last updated: 07/27/2019

NEW WORLD PREPARATORY CHARTER SCHOOLSection Heading

Financial Information

This information is required of ALL charter schools. Provide the following measures of fiscal performance of the charter school in Appendix B (Total Expenditures and Administrative Expenditures Per Child):

1. Total Expenditures Per Child

To calculate '**Total Expenditures per Child**' take total expenditures (from the unaudited 2018-19 Schedule of Functional Expenses) and divide by the year end FTE student enrollment. (Integers Only. No dollar signs or commas).

Note: The information on the Schedule of Functional Expenses on pages 41-43 of the Audit Guide can help schools locate the amounts to use in the two per pupil

calculations: [Audit Guide](#) available within the portal or on the NYSED website at: <http://www.p12.nysed.gov/psc/regentsoversightplan/otherdocuments/auditguide2018.pdf>.

Line 1: Total Expenditures	8030297
Line 2: Year End FTE student enrollment	410
Line 3: Divide Line 1 by Line 2	19579

2. Administrative Expenditures per Child

To calculate **'Administrative Expenditures per Child'** To calculate "Administrative Expenditures per Child" first *add* together the following:

1. Take the relevant portion from the 'personnel services cost' row and the 'management and general' column (from the unaudited 2018 19 Schedule of Functional Expenses)
2. Any contracted administrative/management fee paid to other organizations or corporations
3. Take the total from above and divide it by the year end FTE enrollment. The relevant portion that must be included in this calculation is defined as follows:

Administrative Expenditures: Administration and management of the charter school includes the activities and personnel of the offices of the chief school officer, the finance or business offices, school operations personnel, data management and reporting, human resources, technology, etc. It also includes those administrative and management services provided by other organizations or corporations on behalf of the charter school for which the charter school pays a fee or other compensation. Do not include the FTE of personnel whose role is to directly support the instructional program.

Notes:
The information on the Schedule of Functional Expenses on pages 41-43 of the Audit Guide can help schools locate the amounts to use in the two per pupil calculations:
<http://www.p12.nysed.gov/psc/AuditGuide.html>.
Employee benefit costs or expenditures should not be reported in the above calculations.

Line 1: Relevant Personnel Services Cost (Row)	477424
Line 2: Management and General Cost (Column)	300913
Line 3: Sum of Line 1 and Line 2	778337
Line 5: Divide Line 3 by the Year End FTE student enrollment	1898

Thank you.

**NEW WORLD PREPARATORY CHARTER
SCHOOL AND SUBSIDIARY**

**Consolidated Financial Statements
and Supplementary Information**

For the years ended June 30, 2019 and 2018

NEW WORLD PREPARATORY CHARTER SCHOOL AND SUBSIDIARY
Consolidated Financial Statements
For the years ended June 30, 2019 and 2018

Contents	Page
Independent Auditors' Report.....	1-2
Consolidated Statements of Financial Position.....	3
Consolidated Statements of Activities	4
Consolidated Statements of Functional Expenses	5-6
Consolidated Statements of Cash Flows.....	7
Notes to the Consolidated Financial Statements.....	8-13
Independent Auditors' Report on Internal Control Over Financial Reporting and on Compliance and Other Matters Based on an Audit of Financial Statements Performed in Accordance with Government Auditing Standards	14-15
Supplementary Information	
Consolidating Statement of Financial Position.....	16

Independent Auditors' Report

To the Board of Trustees of
New World Preparatory Charter School and Subsidiary
New York, New York

Report on the consolidated financial statements

We have audited the accompanying consolidated financial statements of New World Preparatory Charter School and Subsidiary, which comprise the consolidated statements of financial position as of June 30, 2019 and 2018, and the related consolidated statements of activities, functional expenses, and cash flows for the years then ended, and the related notes to the consolidated financial statements.

Management's responsibility for the consolidated financial statements

Management is responsible for the preparation and fair presentation of these consolidated financial statements in accordance with accounting principles generally accepted in the United States of America; this includes the design, implementation, and maintenance of internal control relevant to the preparation and fair presentation of financial statements that are free from material misstatement, whether due to fraud or error.

Auditors' responsibility

Our responsibility is to express an opinion on these consolidated financial statements based on our audits. We conducted our audits in accordance with auditing standards generally accepted in the United States of America and the standards applicable to financial audits contained in the *Government Auditing Standards*, issued by the Comptroller General of the United States. Those standards require that we plan and perform the audit to obtain reasonable assurance about whether the financial statements are free from material misstatement.

An audit involves performing procedures to obtain audit evidence about the amounts and disclosures in the consolidated financial statements. The procedures selected depend on the auditor's judgment, including the assessment of the risks of material misstatement of the consolidated financial statements, whether due to fraud or error. In making those risk assessments, the auditor considers internal control relevant to the entity's preparation and fair presentation of the consolidated financial statements in order to design audit procedures that are appropriate in the circumstances, but not for the purpose of expressing an opinion on the effectiveness of the entity's internal control. Accordingly, we express no such opinion. An audit also includes evaluating the appropriateness of accounting policies used and the reasonableness of significant accounting estimates made by management, as well as evaluating the overall presentation of the consolidated financial statements.

We believe that the audit evidence we have obtained is sufficient and appropriate to provide a basis for our audit opinion.

Opinion

In our opinion, the consolidated financial statements referred to above present fairly, in all material respects, the financial position of New World Preparatory Charter School and Subsidiary as of June 30, 2019 and 2018, and the changes in its net assets and its cash flows for the years then ended in accordance with accounting principles generally accepted in the United States of America.

Other reporting required by government auditing standards

In accordance with *Government Auditing Standards*, we have also issued our report dated October 31, 2019 on our consideration of New World Preparatory Charter School and Subsidiary's internal control over financial reporting and on our tests of its compliance with certain provisions of laws, regulations, contracts, grant agreements, and other matters. The purpose of that report is to describe the scope of our testing of internal control over financial reporting and compliance and the results of that testing, and not to provide an opinion on the internal control over financial reporting or on compliance. That report is an integral part of an audit performed in accordance with *Government Auditing Standards* in considering New World Preparatory Charter School and Subsidiary's internal control over financial reporting and compliance.

Report on supplementary information

Our audits were conducted for the purpose of forming an opinion on the consolidated financial statements as a whole. The accompanying supplementary financial information included in the consolidating statement of financial position is presented for the purpose of additional analysis and is not a required part of the consolidated financial statements. Such information is the responsibility of management and was derived from and relates directly to the underlying accounting and other records used to prepare the consolidated financial statements. The information has been subjected to the auditing procedures applied in the audit of the consolidated financial statements and certain additional procedures, including comparing and reconciling such information directly to the underlying accounting and other records used to prepare the consolidated financial statements or to the consolidated financial statements themselves, and other additional procedures in accordance with auditing standards generally accepted in the United States of America. In our opinion, the information is fairly stated in all material respects in relation to the consolidated financial statements as a whole.

New York, New York
October 31, 2019

NCHS LLP

NEW WORLD PREPARATORY CHARTER SCHOOL AND SUBSIDIARY**Consolidated Statements of Financial Position**

As of June 30,

	<u>2019</u>	<u>2018</u>
<u>Assets</u>		
Current assets		
Cash and cash equivalents	\$ 479,280	\$ 4,104,931
Grants receivable	171,600	231,083
Prepaid expenses	<u>550,000</u>	<u>10,000</u>
Total current assets	1,200,880	4,346,014
Property and equipment, net	4,190,325	347,004
Other assets		
Restricted cash	<u>75,369</u>	<u>75,332</u>
Total assets	<u><u>\$ 5,466,574</u></u>	<u><u>\$ 4,768,350</u></u>
<u>Liabilities and Net Assets</u>		
Current liabilities		
Accounts payable	\$ 346,896	\$ 233,672
Accrued salaries and other payroll-related expenses	1,026,957	706,603
Refundable advances	<u>167,505</u>	<u>35,377</u>
Total current liabilities	<u>1,541,358</u>	<u>975,652</u>
Net assets without donor restrictions		
Undesignated	3,849,847	3,717,366
Reserve - contingency	<u>75,369</u>	<u>75,332</u>
Total net assets without donor restrictions	<u>3,925,216</u>	<u>3,792,698</u>
Total liabilities and net assets without donor restrictions	<u><u>\$ 5,466,574</u></u>	<u><u>\$ 4,768,350</u></u>

The accompanying notes are an integral part of these consolidated financial statements.

NEW WORLD PREPARATORY CHARTER SCHOOL AND SUBSIDIARY**Consolidated Statements of Activities**

For the years ended June 30,

	<u>2019</u>	<u>2018</u>
<u>Operating revenue and other support</u>		
State and local per pupil operating revenue		
General education	\$ 6,278,166	\$ 5,463,678
Special education	<u>1,752,330</u>	<u>1,641,594</u>
Total state and local per pupil operating revenue	8,030,496	7,105,272
Grants, contract and other support		
State and local grants	235,199	195,463
Federal grants	474,743	461,226
Contributions	40,418	11,696
Interest and other income	<u>215,837</u>	<u>35,757</u>
Total operating revenue and other support	<u>8,996,693</u>	<u>7,809,414</u>
<u>Expenses</u>		
Program expenses		
Regular education	6,085,028	5,336,628
Special education	<u>1,619,706</u>	<u>1,368,344</u>
Total program expenses	7,704,734	6,704,972
Supporting services		
Management and general	16,710	834,073
Fundraising	<u>1,142,731</u>	<u>25,442</u>
Total program and supporting services expenses	<u>8,864,175</u>	<u>7,564,487</u>
Change in net assets	132,518	244,927
Net assets without donor restrictions - beginning of year	<u>3,792,698</u>	<u>3,547,771</u>
Net assets without donor restrictions - end of year	<u>\$ 3,925,216</u>	<u>\$ 3,792,698</u>

The accompanying notes are an integral part of these consolidated financial statements.

NEW WORLD PREPARATORY CHARTER SCHOOL AND SUBSIDIARY

Consolidated Statement of Functional Expenses

For the year ended June 30, 2019

	Program expenses			Supporting services		
	Regular education	Special education	Total programs	Fundraising	Management & general	Total Program and Supporting Services
Salaries						
Instructional personnel	2,465,840	786,397	\$ 3,252,237	\$ -	\$ -	\$ 3,252,237
Administrative staff personnel	545,541	21,748	567,289	-	332,115	899,404
Non-instructional personnel	439,671	17,527	457,198	-	267,663	724,861
Total salaries	3,451,052	825,672	4,276,724	-	599,778	4,876,502
Operating expenses						
Payroll taxes and fringe benefits	734,405	175,708	910,113	-	127,636	1,037,749
Retirement	78,331	18,741	97,072	-	13,614	110,686
Financial and administrative	259,217	103,687	362,904	-	61,509	424,413
Contracted services	59,157	14,153	73,310	-	10,281	83,591
Administrative	36,208	8,663	44,871	-	6,293	51,164
Marketing and recruitment	9,639	2,306	11,945	-	1,675	13,620
Legal and professional	-	-	-	-	19,100	19,100
Insurance	54,864	13,167	68,031	-	41,697	109,728
Repairs and maintenance	187,905	44,957	232,862	-	32,657	265,519
Occupancy	81,597	19,522	101,119	-	14,181	115,300
School and staff development	224,601	57,420	282,021	-	38,280	320,301
Student services	2,865	49,949	52,814	-	367	53,181
Field trips	9,410	2,191	11,601	-	1,289	12,890
Food service	132,378	37,337	169,715	-	-	169,715
Supplies and instructional materials	220,182	52,679	272,861	-	38,267	311,128
Building, equipment leasing and furnishings	211,745	50,660	262,405	-	36,800	299,205
Technology	22,680	5,426	28,106	-	3,942	32,048
Utilities	72,822	17,423	90,245	-	12,656	102,901
Depreciation	152,420	36,495	188,915	-	25,761	214,676
Other expenses	83,550	83,550	167,100	16,710	56,948	240,758
Total operating expenses	2,633,976	794,034	3,428,010	16,710	542,953	3,987,673
Total expenses	\$ 6,085,028	\$ 1,619,706	\$ 7,704,734	\$ 16,710	\$ 1,142,731	\$ 8,864,175

The accompanying notes are an integral part of these consolidated financial statements.

NEW WORLD PREPARATORY CHARTER SCHOOL AND SUBSIDIARY

Consolidated Statement of Functional Expenses

For the year ended June 30, 2018

	Program expenses			Supporting services		
	Regular education	Special education	Total programs	Fund raising	Management & general	Total Program and Supporting Services
Salaries						
Instructional personnel	\$ 2,291,010	\$ 675,394	\$ 2,966,404	\$ -	\$ -	\$ 2,966,404
Administrative staff personnel	498,307	18,363	516,670	-	289,841	806,511
Non-instructional personnel	225,369	8,305	233,674	-	131,086	364,760
Total salaries	3,014,686	702,062	3,716,748	-	420,927	4,137,675
Operating expenses						
Payroll taxes and fringe benefits	624,179	145,359	769,538	-	87,151	856,689
Retirement	80,468	18,739	99,207	-	11,235	110,442
Financial and administrative	259,217	103,687	362,904	-	69,124	432,028
Contracted services	20,166	4,696	24,862	-	2,816	27,678
Administrative	35,159	8,188	43,347	-	4,909	48,256
Marketing and recruitment	13,177	3,068	16,245	-	1,840	18,085
Legal and professional	-	-	-	-	15,400	15,400
Insurance	50,732	11,815	62,547	-	45,143	107,690
Repairs and maintenance	168,032	39,131	207,163	-	23,462	230,625
Occupancy	84,007	19,564	103,571	-	11,729	115,300
School and staff development	258,495	60,199	318,694	-	36,093	354,787
Student services	2,614	45,572	48,186	-	335	48,521
Field trips	13,693	3,189	16,882	-	1,875	18,757
Food service	125,847	35,495	161,342	-	-	161,342
Supplies and instructional materials	244,991	57,054	302,045	-	34,207	336,252
Building, equipment leasing and furnishings	48,103	11,202	59,305	-	6,717	66,022
Technology	18,215	4,242	22,457	-	2,543	25,000
Utilities	61,869	14,408	76,277	-	8,638	84,915
Depreciation	174,847	40,718	215,565	-	24,413	239,978
Other expenses	38,131	39,956	78,087	25,442	25,516	129,045
Total operating expenses	2,321,942	666,282	2,988,224	25,442	413,146	3,426,812
 Total expenses	 \$ 5,336,628	 \$ 1,368,344	 \$ 6,704,972	 \$ 25,442	 \$ 834,073	 \$ 7,564,487

The accompanying notes are an integral part of these consolidated financial statements.

NEW WORLD PREPARATORY CHARTER SCHOOL AND SUBSIDIARY**Consolidated Statements of Cash Flows**

For the years ended June 30,

	<u>2019</u>	<u>2018</u>
Cash flows from operating activities		
Change in net assets	\$ 132,518	\$ 244,927
Adjustments to reconcile change in net assets to net cash provided by operating activities		
Depreciation	214,676	239,978
Changes in operating assets and liabilities		
Grants receivable	59,483	(62,334)
Prepaid expenses	(540,000)	-
Accounts payable	113,224	(12,783)
Accrued salaries and other payroll-related expenses	320,354	14,811
Refundable advances	132,128	(187,908)
Net cash provided by operating activities	<u>432,383</u>	<u>236,691</u>
Cash flows from investing activities		
Acquisition of fixed assets	(4,057,997)	(151,829)
Increase in restricted cash	(37)	(37)
Net cash used in investing activities	<u>(4,058,034)</u>	<u>(151,866)</u>
Net (decrease)/increase in cash and cash equivalents	(3,625,651)	84,825
Cash and cash equivalents - beginning of year	<u>4,104,931</u>	<u>4,020,106</u>
Cash and cash equivalents - end of year	<u><u>\$ 479,280</u></u>	<u><u>\$ 4,104,931</u></u>

The accompanying notes are an integral part of these consolidated financial statements.

NEW WORLD PREPARATORY CHARTER SCHOOL AND SUBSIDIARY

Notes to the Consolidated Financial Statements

June 30, 2019 and 2018

Note 1 Organization

New World Preparatory Charter School (the “School”), a 501(c)(3) tax-exempt organization, is a public charter school located in Staten Island, New York. The School was granted a five-year charter in February 2010 and commenced sixth grade classes in September 2010. Seventh and eighth grades were added in 2011 and 2012. The School is currently operating under its second charter renewal which is effective January 9, 2018 for an additional five years and were granted the expansion from Kindergarten to Fifth Grade, effectively making it a Kindergarten to Eight Grade school. In September 2018, fifth grade was added and in September 2019, kindergarten and first grade were added. The School provides an exceptional education for students by employing research-proven strategies to raise middle school academic achievement including academic rigor and relevance, personalization, focused professional development, and meaningful engagement of families and the larger community.

Friends of New World Prep, Inc. (the “Friends of NWP”), is a non-profit organization, founded in September 2018 under Section 402 of the Not-for-Profit Corporate Law of the State of New York. Friends of is exempt from Federal income taxes under Section 501(c)(3) of the Internal Revenue Code. The board of trustees of the School has control over the board of trustees of Friends of NWP and as a result the two entities are being consolidated.

From hereon in, the School and Friends of NWP are referred to as the “Organization”.

Note 2 Summary of significant accounting policies

Principles of consolidation. The financial statements are consolidated to include the accounts of the School and the Friends of NWP. All significant intercompany transactions and balances have been eliminated in the consolidation.

Basis of presentation and use of estimates. The consolidated financial statements have been prepared in conformity with accounting principles generally accepted in the United States of America (“U.S. GAAP”), which requires management to make estimates and assumptions that affect the reported amounts of assets and liabilities and disclosure of contingent assets and liabilities at the date of the consolidated financial statements and the reported amounts of revenues and expenses during the reporting period. Actual results could differ from those estimates.

NEW WORLD PREPARATORY CHARTER SCHOOL AND SUBSIDIARY

Notes to the Consolidated Financial Statements

June 30, 2019 and 2018

Note 2 Summary of significant accounting policies – (continued)

Financial statements presentation. The consolidated financial statements of the Organization follows the accounting standard for not-for-profit organization, which require the Organization to report information regarding its statements of financial position and statements of activities according to the following net asset classifications:

Net Assets without donor restrictions. Net assets that are not subject to donor-imposed restrictions and may be expended for any purpose in performing the primary objectives of the Organization.

Net Assets with donor restrictions. Net assets subject to stipulations imposed by donors, and grantors. Some donor restrictions are temporary in nature; those restrictions will be met by actions of the Organization or by the passage of time. Other donor restrictions are perpetual in nature, where by the donor has stipulated the funds be maintained in perpetuity.

Donor restricted contributions are reported as increases in net assets with donor restrictions. When a restriction expires, net assets are reclassified from net assets with donor restrictions to net asset without donor restrictions in the consolidated statements of activities.

Reclassifications. Certain accounts in the prior year financial statements have been reclassified for comparative purposes to conform with the presentation in the current year financials. These reclassifications have no effect on the changes in net asset.

Cash and cash equivalents. The Organization considers all short-term, highly liquid investments, such as money market funds, to be cash equivalents.

Revenue recognition. The School recognizes revenue from the state and local governments based on the School's charter status and the number of students enrolled. Such revenue is recorded when services are performed, in accordance with the charter agreement. The New York State Department of Education mandates the rate per pupil. Such revenue is recognized ratably over the related school year in which it is earned.

Grants and contracts revenue are recognized when qualifying expenditures are incurred and/or services are provided to the students during the applicable school year. Funds received in advance or any unspent funds for which qualifying expenditures have not been incurred are recorded as refundable advances. Any unspent amounts might be returned to the granting agency or the granting agency can approve that those amounts be applied to a future grant period.

Grants receivable. Grants receivable are recorded at net realizable value and do not bear interest. The allowance for doubtful accounts is the School's best estimate of the amount of probable credit losses in existing receivables. Management determines the allowance based on historical write-off experience and reviews its allowance for doubtful accounts periodically. Past due balances are reviewed individually for collectability. Grants receivable are \$171,600 and \$231,083 at June 30, 2019 and 2018 respectively. There is no allowance recorded at June 30, 2019 as all amounts are deemed collectible.

NEW WORLD PREPARATORY CHARTER SCHOOL AND SUBSIDIARY

Notes to the Consolidated Financial Statements

June 30, 2019 and 2018

Note 2 Summary of significant accounting policies – (continued)

Property and equipment. Property and equipment are recorded at cost. Donated assets are capitalized at the estimated fair value at date of receipt. Maintenance and repairs are charged to expense as incurred; significant improvements are capitalized. The Organization capitalizes additions and significant improvements in excess of \$1,000. Items with an acquisition cost of less than \$1,000 or a useful life of less than one year are expensed in the year purchased. Depreciation is computed using the straight-line method over estimated useful lives of the respective asset. The estimated depreciable lives of the different classes of property are as follows:

Asset	Useful Life
Building	39 years
Furniture and fixtures	7 years
Leasehold improvements	5 years
Computer and office equipment	3 years

Construction-in-progress at June 30, 2019 and June 30, 2018 consists of costs incurred for appraisal and architecture fees. Construction-in-progress is stated at cost. No provision for depreciation is made on construction-in-progress until such time as the relevant assets are completed and put into use.

Restricted cash. Under the provisions of its charter, the School established an escrow amount to pay for legal and audit expenses that would be associated with dissolution, should such event occur.

Refundable advances. Funds received in advance for which qualifying expenditures have not been incurred are reflected as refundable advances from state and local government grants in the accompanying consolidated statement of financial position.

Donated goods and services. The Organization receives donated services from unpaid volunteers. No amounts have been recognized in the accompanying consolidated statement of activities, since the services do not meet the specialized skill criteria for recognition under U.S. GAAP.

The School received donated transportation and food service services from the local district. The School was unable to determine a value for these services.

NEW WORLD PREPARATORY CHARTER SCHOOL AND SUBSIDIARY

Notes to the Consolidated Financial Statements

June 30, 2019 and 2018

Note 2 Summary of significant accounting policies – (continued)

Functional Expenses. The costs of providing program and other activities have been summarized on a functional basis in the consolidated statements of activities. Accordingly, certain costs have been allocated among program services, administrative and fundraising. Such allocations are determined by management on an equitable basis.

The expenses that are allocated include the following:

Salaries	Time and effort
Payroll taxes and fringe benefits	Time and effort
Financial and administrative	Time and effort
Insurance	Square Footage
Repairs and maintenance	Time and effort
Building, equipment leasing and furnishings	Square Footage

Income taxes. The School is tax-exempt under Section 501(c)(3) of the Internal Revenue Code (IRC) and has been classified as a publicly supported organization as described in IRC sections 509(A)(1) and 170(B)(1)(A)(II).

Accounting principles generally accepted in the United States of America require management to evaluate tax positions taken and recognize a tax liability (or asset) if the School has taken an uncertain position that more likely than not would not be sustained upon examination by taxing authorities. Management has analyzed the tax positions taken and has concluded that, as of June 30, 2018, there are no uncertain positions taken or expected to be taken that would require recognition or disclosure in the accompanying consolidated financial statements.

The School is no longer subject to income tax examination by federal, state or local tax authorities for years before June 30, 2016.

Note 3 Property and equipment

Property and equipment consist of the following as of June 30,

	2019	2018
Leasehold improvements	\$ 1,173,262	\$ 1,080,480
Land	1,919,232	-
Building	959,356	-
Furniture and fixtures	162,221	144,153
Computer equipment	814,629	684,207
Office equipment	33,362	31,744
Construction-in-progress	980,768	44,249
	<u>6,042,830</u>	<u>1,984,833</u>
Less, accumulated depreciation	<u>(1,852,505)</u>	<u>(1,637,829)</u>
	<u>\$ 4,190,325</u>	<u>\$ 347,004</u>

NEW WORLD PREPARATORY CHARTER SCHOOL AND SUBSIDIARY
Notes to the Consolidated Financial Statements
June 30, 2019 and 2018

Note 4 Accrued salaries and other payroll-related expenses

Accrued salaries and other payroll-related expenses consist of amounts earned by the staff during the school year which are paid out over the summer months. For the years ended June 30, 2019 and 2018, accrued bonuses relating to a retention plan were approximately \$427,435 and \$119,974, respectively. Also included in accrued salaries and other payroll-related expenses is accrued salary of \$599,522 and \$586,629 as of June 30, 2019 and 2018, respectively.

Note 5 Retirement plan

The School offers a 401(k) plan for all qualifying employees. Employees are eligible for the plan immediately upon employment. Participation in the plan is voluntary. Employees can make pretax contributions up to a maximum of 100% of their annual compensation, up to IRS limits for each calendar year. The School matches 100% of an employee's contribution up to 4% of the employee's annual compensation. For the years ended June 30, 2019 and 2018, the School's matching contribution were \$ 110,686 and \$110,442, respectively. Such plan assets are held in a separate trust and are not included in the accompanying consolidated financial statements. All plan assets are held for the exclusive benefit of the Plan's participants and beneficiaries.

Note 6 Commitments

The School is a lessee under an operating lease, principally for classroom space and administrative offices which expires June 30, 2020. For the years ended June 30, 2019 and 2018, rent expense was \$115,300 and \$115,300, respectively.

Note 7 Concentration of credit risk

The School maintains its cash in bank deposit accounts which, at times, may exceed federally insured limits. The School has not experienced any losses in such accounts. The management of the School believes it is not exposed to significant credit risk on cash and cash equivalents.

The School received approximately 91% and 95% of its operating revenue, which is subject to specific requirements, from per pupil funding from the New York City Department of Education during the years ended June 30, 2019 and 2018, respectively. Additionally, the School's grants receivable consists of approximately 83% and 97%, respectively, from the New York State Department of Education.

NEW WORLD PREPARATORY CHARTER SCHOOL AND SUBSIDIARY

Notes to the Consolidated Financial Statements

June 30, 2019 and 2018

Note 8 Contingency

The School participates in a number of federal and state programs. These programs require that the School comply with certain laws, regulations, contracts, and agreements applicable to the programs in which it participates. All funds expended in connection with government grants and contracts are subject to audit by government agencies. While the ultimate liability, if any, from such audits of government grants and contracts by government agencies is presently not determinable, it should not, in the opinion of the management, have a material effect on the financial position or results of operations. Accordingly, no provision for any such liability that may result has been made in the accompanying consolidated financial statements.

Note 9 Subsequent Events

Management has evaluated subsequent events for disclosure and/or recognition in the consolidated financial statements through October 31, 2019, the date that the consolidated financial statements were available to be issued. There were no events requiring adjustments or disclosure to the consolidated financial statements.

Independent Auditors' Report on Internal Control over Financial Reporting and on Compliance and Other Matters Based on an Audit of Financial Statements Performed in Accordance with Government Auditing Standards

To the Board of Trustees of
New World Preparatory Charter School and Subsidiary
New York, New York

We have audited, in accordance with the auditing standards generally accepted in the United States of America and the standards applicable to financial audits contained in *Government Auditing Standards* issued by the Comptroller General of the United States, the consolidated financial statements of New World Preparatory Charter School and Subsidiary, which comprise the consolidated statement of financial position as of June 30, 2019 and the related consolidated statements of activities, functional expenses and cash flows for the year then ended, and the related notes to the consolidated financial statements, and have issued our report thereon dated October 31, 2019.

Internal control over financial reporting

In planning and performing our audit of the consolidated financial statements, we considered New World Preparatory Charter School and Subsidiary's internal control over financial reporting (internal control) to determine the audit procedures that are appropriate in the circumstances for the purpose of expressing our opinion on the consolidated financial statements, but not for the purpose of expressing an opinion on the effectiveness of New World Preparatory Charter School and Subsidiary's internal control. Accordingly, we do not express an opinion on the effectiveness of New World Preparatory Charter School and Subsidiary's internal control.

A deficiency in internal control exists when the design or operation of a control does not allow management or employees, in the normal course of performing their assigned functions, to prevent, or detect and correct, misstatements on a timely basis. A material weakness is a deficiency, or a combination of deficiencies, in internal control, such that there is a reasonable possibility that a material misstatement of the entity's consolidated financial statements will not be prevented, or detected and corrected on a timely basis. A significant deficiency is a deficiency, or a combination of deficiencies, in internal control that is less severe than a material weakness, yet important enough to merit attention by those charged with governance.

Our consideration of internal control was for the limited purpose described in the first paragraph of this section and was not designed to identify all deficiencies in internal control that might be material weaknesses or significant deficiencies. Given these limitations, during our audit we did not identify any deficiencies in internal control that we consider to be material weaknesses. However, material weaknesses may exist that have not been identified.

Compliance and other matters

As part of obtaining reasonable assurance about whether New World Preparatory Charter School and Subsidiary's consolidated financial statements are free of material misstatement, we performed tests of its compliance with certain provisions of laws, regulations, contracts and grant agreements, noncompliance with which could have a direct and material effect on the determination of financial statement amounts. However, providing an opinion on compliance with those provisions was not an objective of our audits, and accordingly, we do not express such an opinion. The results of our tests disclosed no instances of noncompliance or other matters that are required to be reported under Government Auditing Standards.

Purpose of this report

The purpose of this report is solely to describe the scope of our testing of internal control and compliance and the results of that testing, and not to provide an opinion on the effectiveness of the organization's internal control or on compliance. This report is an integral part of an audit performed in accordance with Government Auditing Standards in considering the organization's internal control and compliance. Accordingly, this communication is not suitable for any other purpose.

A handwritten signature in blue ink that reads "NChing LLP". The signature is written in a cursive, slightly slanted style.

New York, New York
October 31, 2019

NEW WORLD PREPARATORY CHARTER SCHOOL AND SUBSIDIARY
Consolidating Statement of Financial Position
For year ended June 30, 2019

	NWPCS	Friends of NWP	Consolidated
<u>Assets</u>			
Current assets			
Cash and cash equivalents	\$ 479,280	\$ -	\$ 479,280
Grants receivable	171,600	-	171,600
Prepaid expenses	550,000	-	550,000
Total current assets	1,200,880	-	1,200,880
Property and equipment, net	499,610	3,690,715	4,190,325
Other assets			
Restricted cash	75,369	-	75,369
Total assets	<u>\$ 1,775,859</u>	<u>\$ 3,690,715</u>	<u>\$ 5,466,574</u>
<u>Liabilities and Net Assets</u>			
Current liabilities			
Accounts payable	\$ 276,856	\$ -	\$ 276,856
Accrued salaries and other payroll-related expenses	1,096,997	-	1,096,997
Refundable advances	167,505	-	167,505
Total current liabilities	1,541,358	-	1,541,358
Net assets without donor restrictions			
Undesignated	159,132	3,690,715	3,849,847
Reserve - contingency	75,369	-	75,369
Total net assets without donor restrictions	234,501	3,690,715	3,925,216
Total liabilities and net assets without donor restrictions	<u>\$ 1,775,859</u>	<u>\$ 3,690,715</u>	<u>\$ 5,466,574</u>



Transmittal Form
Annual Financial Statement Audit Report
for SUNY Authorized Charter Schools

Charter School Name:	New World Preparatory Charter School
Audit Period:	2018-19
Prior Period:	2017-18
Report Due Date:	Friday, November 01, 2019
Date Submitted:	Friday, November 01, 2019
School Fiscal Contact Name:	Eugene Foley
School Fiscal Contact Email:	[REDACTED]
School Fiscal Contact Phone:	[REDACTED]
School Audit Firm Name:	Ncheng, LLP
School Audit Contact Name:	Miaoling Lin
School Audit Contact Email:	[REDACTED]
School Audit Contact Phone:	[REDACTED]

**Please submit the Annual Financial Statement and other associated documents
to BOTH
SUNY Charter Schools Institute
AND
New York State Education Department**

SUNY CHARTER SCHOOLS INSTITUTE - Reporting Requirements:

Online Portal: <https://my.epicenternow.org/home.aspx>

Required 8 Items:

- 1) The independent auditor's report on financial statements and notes;
- 2) Excel template file with appropriate sheets completed: Financial Position, Statement of Activities, Cash Flow and Functional Expenses worksheets; and
- 3) Reports on internal controls over financial reporting and on compliance.

And, if applicable:

The additional items listed below should be included if applicable. Please explain the reason(s) if the items are not included.
Examples might include: a written management letter was not issued; the school did not expend federal funds in excess of the Single Audit Threshold of \$750,000; the management letter response will be submitted by the following date (should be no later than 30 days from the submission of the report); etc.

<i>If not included, state the reason(s) below. Or, if not applicable fill in N/A.</i>	
4) Management Letter	N/A
5) Management Letter Response	N/A
6) Form 990; or Extension Form 8868	Extension
7) Guidance in 2 CFR Part 200, Subpart F	N/A
8) Corrective Action Plan	N/A

NEW YORK STATE EDUCATION DEPARTMENT - Reporting Requirements:

Online Portal: <https://nysed-cso-reports.myreviewroom.com/>

Required Items:

- 1) This transmittal form (a copy of the Excel file containing the four schedules Does NOT need to be included)
- 2) Audited Financial Report;

And, if applicable:

- 3) Management Letter and Response;
- 4) Federal Single Audit/
Uniform Guidance in 2 CFR Part 200, Subpart F.

NEW WORLD PREPARATORY CHARTER SCHOOL
Statement of Financial Position
as of June 30, 2019

<u>ASSETS</u>		<u>2018-19</u>
<u>CURRENT ASSETS</u>		
Cash and cash equivalents		\$ 479,280
Grants and contracts receivable		17
Accounts receivables		55
Prepaid expenses		
Contributions and other receivables		
TOTAL CURRENT ASSETS		1,200,
<u>PROPERTY, BUILDING AND EQUIPMENT, net</u>		4,190,
<u>OTHER ASSETS</u>		
TOTAL ASSETS		<u><u>5,466,574</u></u>
<u>LIABILITIES AND NET ASSETS</u>		
<u>CURRENT LIABILITIES</u>		
Accounts payable and accrued expenses		\$ 346,896
Accrued payroll and benefits		1,026,
Deferred Revenue		16
Current maturities of long-term debt		
Short Term Debt - Bonds, Notes Payable		
Other		
TOTAL CURRENT LIABILITIES		1,541,
<u>LONG-TERM LIABILITIES</u>		
Deferred Rent		
All other long-term debt and notes payable, net current maturities		
TOTAL LONG-TERM LIABILITIES		
TOTAL LIABILITIES		<u><u>1,541,</u></u>
<u>NET ASSETS</u>		
Unrestricted		3,849,
Temporarily restricted		

TOTAL NET ASSETS

3,925,

**TOTAL LIABILITIES AND
NET ASSETS**

5,466,574

CK - Should be zero

-

NEW WORLD PREPARATORY CHA
Statement of Financial Po
as of June 30, 2019

<u>ASSETS</u>		<u>2017-18</u>
<u>CURRENT ASSETS</u>		
Cash and cash equivalents		\$ 4,104,931
Grants and contracts receivable		
Accounts receivables		
Prepaid expenses		
Contributions and other receivables		
	TOTAL CURRENT ASSETS	
<u>PROPERTY, BUILDING AND EQUIPMENT, net</u>		
<u>OTHER ASSETS</u>		
	TOTAL ASSETS	4,768,350
<u>LIABILITIES AND NET ASSETS</u>		
<u>CURRENT LIABILITIES</u>		
Accounts payable and accrued expenses		\$ 233,672
Accrued payroll and benefits		
Deferred Revenue		
Current maturities of long-term debt		
Short Term Debt - Bonds, Notes Payable		
Other		
	TOTAL CURRENT LIABILITIES	
<u>LONG-TERM LIABILITIES</u>		
Deferred Rent		
All other long-term debt and notes payable, net current maturities		
	TOTAL LONG-TERM LIABILITIES	
	TOTAL LIABILITIES	
<u>NET ASSETS</u>		
Unrestricted		
Temporarily restricted		

TOTAL NET ASSETS

3,7

**TOTAL LIABILITIES AND
NET ASSETS**

4,768,350

CK - Should be zero

-

NEW WORLD PREPARATORY CHARTER SCHOOL

Statement of Activities

as of June 30, 2019

	2018-19			2017-18
	Unrestricted	Temporarily Restricted	Total	Total
REVENUE, GAINS AND OTHER SUPPORT				
Public School District				
Resident Student Enrollment	\$ 6,278,166	\$ -	\$ 6,278,166	\$ 5,463,678
Students with disabilities	1,752,330	-	1,752,330	1,641,594
Grants and Contracts				
State and local	235,199	-	235,199	195,463
Federal - Title and IDEA	474,743	-	474,743	461,226
Federal - Other	-	-	-	-
Other	-	-	-	-
NYC DoE Rental Assistance	-	-	-	-
Food Service/Child Nutrition Program	-	-	-	-
TOTAL REVENUE, GAINS AND OTHER SUPPORT	8,740,438	-	8,740,438	7,761,961
EXPENSES				
Program Services				
Regular Education	\$ 6,085,028	\$ -	\$ 6,085,028	\$ 5,336,628
Special Education	1,619,706	-	1,619,706	1,368,344
Other Programs	-	-	-	-
Total Program Services	7,704,734	-	7,704,734	6,704,972
Management and general	16,710	-	16,710	834,073
Fundraising	1,142,731	-	1,142,731	25,442
TOTAL OPERATING EXPENSES	8,864,175	-	8,864,175	7,564,487
RPLUS / (DEFICIT) FROM SCHOOL OPERATIONS	(123,737)	-	(123,737)	197,474
SUPPORT AND OTHER REVENUE				
Contributions				
Foundations	\$ 40,418	\$ -	\$ 40,418	\$ 11,696
Individuals	-	-	-	-
Corporations	-	-	-	-
Fundraising	-	-	-	-
Interest income	215,837	-	215,837	35,757
Miscellaneous income	-	-	-	-
Net assets released from restriction	-	-	-	-
TOTAL SUPPORT AND OTHER REVENUE	256,255	-	256,255	47,453
CHANGE IN NET ASSETS	132,518	-	132,518	244,927
NET ASSETS BEGINNING OF YEAR	3,792,698	-	3,792,698	3,547,771
PRIOR YEAR/PERIOD ADJUSTMENTS	-	-	-	-
NET ASSETS END OF YEAR	\$ 3,925,216	\$ -	\$ 3,925,216	\$ 3,792,698

NEW WORLD PREPARATORY CHARTER SCHOOL
Statement of Cash Flows
as of June 30, 2019

	2018-19	2017-18
CASH FLOWS -OPERATING ACTIVITIES		
Increase (decrease) in net assets	\$ 132,518	\$ 244,927
Revenues from School Districts	-	-
Accounts Receivable	-	-
Due from School Districts	-	-
Depreciation	214,676	239,978
Grants Receivable	59,483	(62,334)
Due from NYS	-	-
Grant revenues	-	-
Prepaid Expenses	(540,000)	-
Accounts Payable	113,224	(12,783)
Accrued Expenses	320,354	14,811
Accrued Liabilities	-	-
Contributions and fund-raising activities	-	-
Miscellaneous sources	-	-
Deferred Revenue	132,128	(187,908)
Interest payments	-	-
Other	-	-
Other	-	-
NET CASH PROVIDED FROM OPERATING ACTIVITIES	\$ 432,383	\$ 236,691
CASH FLOWS -INVESTING ACTIVITIES		
Purchase of equipment	(4,057,997)	(151,829)
Other	(37)	(37)
NET CASH PROVIDED FROM INVESTING ACTIVITIES	\$ (4,058,034)	\$ (151,866)
CASH FLOWS -FINANCING ACTIVITIES		
Principal payments on long-term debt	-	-
Other	-	-
NET CASH PROVIDED FROM FINANCING ACTIVITIES	\$ -	\$ -
NET (DECREASE) INCREASE IN CASH AND CASH EQUIVALENTS	\$ (3,625,651)	\$ 84,825
Cash at beginning of year	4,104,931	4,020,106
CASH AND CASH EQUIVALENTS AT END OF YEAR	\$ 479,280	\$ 4,104,931

NEW WORLD PREPARATORY CHARTER SCHOOL										
Statement of Functional Expenses										
as of June 30, 2019										
		2018-19								2017-18
		Program Services				Supporting Services				
	No. of Positions	Regular Education	Special Education	Other Education	Total	Fund-raising	Management and General	Total	Total	
Personnel Services Costs		\$	\$	\$	\$	\$	\$	\$	\$	\$
Administrative Staff Personnel	10.50	545,541	21,748	-	567,289	-	332,115	332,115	899,404	806,511
Instructional Personnel	54.90	2,465,840	786,397	-	3,252,237	-	-	-	3,252,237	2,966,404
Non-Instructional Personnel	5.00	439,671	17,527	-	457,198	-	267,663	267,663	724,861	364,760
Total Salaries and Staff	70.40	3,451,052	825,672	-	4,276,724	-	599,778	599,778	4,876,502	4,137,675
Fringe Benefits & Payroll Taxes		734,405	175,708	-	910,113	-	127,636	127,636	1,037,749	856,689
Retirement		78,331	18,741	-	97,072	-	13,614	13,614	110,686	110,442
Management Company Fees		259,217	103,687	-	362,904	-	61,509	61,509	424,413	432,028
Legal Service		-	-	-	-	-	19,100	19,100	19,100	-
Accounting / Audit Services		-	-	-	-	-	-	-	-	15,400
Other Purchased / Professional / Consulting Service		59,157	14,153	-	73,310	-	10,281	10,281	83,591	27,678
Building and Land Rent / Lease / Facility Finance In		81,597	19,522	-	101,119	-	14,181	14,181	115,300	115,300
Repairs & Maintenance		187,905	44,957	-	232,862	-	32,657	32,657	265,519	230,625
Insurance		54,864	13,167	-	68,031	-	41,697	41,697	109,728	107,690
Utilities		72,822	17,423	-	90,245	-	12,656	12,656	102,901	84,915
Supplies / Materials		220,182	52,679	-	272,861	-	38,267	38,267	311,128	336,252
Equipment / Furnishings		211,745	50,660	-	262,405	-	36,800	36,800	299,205	66,022
Staff Development		224,601	57,420	-	282,021	-	38,280	38,280	320,301	354,787
Marketing / Recruitment		9,639	2,306	-	11,945	-	1,675	1,675	13,620	18,085
Technology		22,680	5,426	-	28,106	-	3,942	3,942	32,048	25,000
Food Service		132,378	37,337	-	169,715	-	-	-	169,715	161,342
Student Services		12,275	52,140	-	64,415	-	1,656	1,656	66,071	67,278
Office Expense		36,208	8,663	-	44,871	-	6,293	6,293	51,164	48,256
Depreciation		152,420	36,495	-	188,915	-	25,761	25,761	214,676	239,978
OTHER		83,550	83,550	-	167,100	16,710	56,948	73,658	240,758	129,045
Total Expenses		\$ 6,085,028	\$ 1,619,706	\$ -	\$ 7,704,734	\$ 16,710	\$ 1,142,731	\$ 1,159,441	\$ 8,864,175	\$ 7,564,487

		2018-19							2017-18	
		Program Services				Supporting Services				
	No. of Positions	Regular Education	Special Education	Other Education	Total	Fund-raising	Management and General	Total	Total	
		\$	\$	\$	\$	\$	\$	\$	\$	\$
Personnel Services Costs										
Administrative Staff Personnel	10.50	545,541	21,748	-	567,289	-	332,115	332,115	899,404	806,511
Instructional Personnel	54.90	2,465,840	786,397	-	3,252,237	-	-	-	3,252,237	2,966,404
Non-Instructional Personnel	5.00	439,671	17,527	-	457,198	-	267,663	267,663	724,861	364,760
Total Salaries and Staff	70.40	3,451,052	825,672	-	4,276,724	-	599,778	599,778	4,876,502	4,137,675
Fringe Benefits & Payroll Taxes		734,405	175,708	-	910,113	-	127,636	127,636	1,037,749	856,689
Retirement		78,331	18,741	-	97,072	-	13,614	13,614	110,686	110,442
Management Company Fees		259,217	103,687	-	362,904	-	61,509	61,509	424,413	432,028
Legal Service		-	-	-	-	-	19,100	19,100	19,100	-
Accounting / Audit Services		-	-	-	-	-	-	-	-	15,400
Other Purchased / Professional / Consulting Serv		59,157	14,153	-	73,310	-	10,281	10,281	83,591	27,678
Building and Land Rent / Lease / Facility Finance In		81,597	19,522	-	101,119	-	14,181	14,181	115,300	115,300
Repairs & Maintenance		187,905	44,957	-	232,862	-	32,657	32,657	265,519	230,625
Insurance		54,864	13,167	-	68,031	-	41,697	41,697	109,728	107,690
Utilities		72,822	17,423	-	90,245	-	12,656	12,656	102,901	84,915
Supplies / Materials		220,182	52,679	-	272,861	-	38,267	38,267	311,128	336,252
Equipment / Furnishings		211,745	50,660	-	262,405	-	36,800	36,800	299,205	66,022
Staff Development		224,601	57,420	-	282,021	-	38,280	38,280	320,301	354,787
Marketing / Recruitment		9,639	2,306	-	11,945	-	1,675	1,675	13,620	18,085
Technology		22,680	5,426	-	28,106	-	3,942	3,942	32,048	25,000
Food Service		132,378	37,337	-	169,715	-	-	-	169,715	161,342
Student Services		12,275	52,140	-	64,415	-	1,656	1,656	66,071	67,278
Office Expense		36,208	8,663	-	44,871	-	6,293	6,293	51,164	48,256
Depreciation		152,420	36,495	-	188,915	-	25,761	25,761	214,676	239,978
OTHER		83,550	83,550	-	167,100	16,710	56,948	73,658	240,758	129,045
Total Expenses		\$ 6,085,028	\$ 1,619,706	\$ -	\$ 7,704,734	\$ 16,710	\$ 1,142,731	\$ 1,159,441	\$ 8,864,175	\$ 7,564,487



Charter Schools Institute
The State University of New York

GENERAL INSTRUCTIONS FOR ANNUAL BUDGET/QUARTERLY REPORT

TEMPLATE TABS

1- GRAY tab contains the Instructions




Instructions	Provides description of tabs and input requirements.
Funding by District	Charter School Tuition Rates

2- BLUE tabs require input of information

1.) Name of School	>Select school name from list. >Enter contact information.
2.) Enrollment	Enter enrollment information for Annual Budget (& Revisions) and Quarterly Actuals. Includes: >Enrollment by Grade >Enrollment by District
3.) Staffing Plan	Enter staffing plan information for Annual Budget (& Revisions) and Quarterly Actuals. Includes: >Full Time Equivalent (FTE), by Position Category, By Quarter >"Prior Year" column may <i>initially</i> be completed based upon preliminary data, and <i>subsequently</i> adjusted with Annual Audited data when the Quarter 2 Actuals are being submitted.
4.) Yearly Budget	Enter Yearly Budget information. Includes: >"Prior Year" column may <i>initially</i> be completed based upon preliminary data, and <i>subsequently</i> adjusted with Annual Audited data when the Quarter 2 Actuals are being submitted. (Note: Quarterly Revenue allocation may be set) >Budgeted Enrollment data and Per Pupil Revenue for the current year are populated based upon input on tab "2.) Enrollment." >Budgeted FTE for current year is populated based upon input on tab "3.) Staffing Plan." >All other sources of revenue >All expenses >Budget Revisions, as necessary and <i>approved</i> by the school's Board of Directors, should be submitted when submitting Quarterly Actuals.
5.) Balance Sheet	Enter Balance Sheet information for EdCorps. Separate schools merged into a primary EdCorp should NOT use this tab. >"Prior Year" column may be <i>initially</i> completed based upon preliminary data, and <i>subsequently</i> adjusted with Annual Audited data when the Quarter 2 Actuals are being submitted.

6.) Quarterly Report	Enter Actual Quarterly Report information . Includes: >Actual Enrollment data and Per Pupil Revenue for the current year are populated based upon input on tab "2.) Enrollment." >Actual FTE for current year is populated based upon input on tab "3.) Staffing Plan." >All other sources of revenue >All expenses
7.) Annual Report Requirement	Complete when submitting Actual Quarter 4.

CELL COLORS & GUIDANCE COMMENTS

-  = Enter information into the light BLUE shaded cells.
-  = Cells labeled in ORANGE containe guidance regarding the input of information.
-  = Cells containing RED triangles in the upper right corner contain "guidance comments" on that particular line item. Please "mouse-over" the triangle to reveal each comment.

Ver. 20190603

Charter Funding Alphabetical By NYS School District
*** (Sum of Charter School Basic Tuition and Supplemental Basic Tuition)**



ANNUAL BUDGET & QUARTERLY REPORT TEMPLATE

New World Preparatory Charter School

SCHOOL

Name:	New World Preparatory Charter School
-------	--------------------------------------

CONTACT INFORMATION

Contact Name:	Eugene Foley
Contact Title:	President
Contact Email:	
Contact Phone:	

REPORT PERIOD

Current Academic Year:	2019-20
Prior Academic Year:	2018-19

NEW WORLD PREPARATORY CHARTER SCHOOL
2019-20

ENROLLMENT BY GRADES

GRADES	K	1	2	3	4	5	6	7
INITIAL BUDGETED ENROLLMENT	73.629	73.629				47.849	115	115
TOTAL ENROLLMENT = 540.107								

ENROLLMENT BY DISTRICT

		PRIOR YEAR	ANNUAL BUDGET						
		ACTUAL	TOTAL DISTRICTS/ENROLLMENT BY QUARTER						
			QUARTER 1		QUARTER 2		QUARTER 3		QUAR
			Original	Revised	Original	Revised	Original	Revised	Original
NUMBER OF SCHOOL DISTRICTS ENROLLED:		0	1	0	1	0	1	0	1
NUMBER OF STUDENTS ENROLLED:		0	540.107	0	540.107	0	540.107	0	540.107
			*NOTE: If there are NO budget revisions at the time of quarterly submittal leave the 'REVISED' COMPLETELY BLANK. If budget revisions ARE made, the entire "REVISED" budget columns affected quarter(s) must be completed on tabs 2, 3 and 4.						
		PRIOR YEAR	ANNUAL BUDGET						
		2018-19	QUARTER 1		QUARTER 2		QUARTER 3		QUAR
			Original	Revised	Original	Revised	Original	Revised	Original
		Actual Enrollment	Budgeted Enrollment	Budgeted Enrollment	Budgeted Enrollment	Budgeted Enrollment	Budgeted Enrollment	Budgeted Enrollment	Budgeted Enrollment
PRIMARY/OTHER	DISTRICT NAME(S)		540.107		540.107		540.107		540.107
PRIMARY District	NYC CHANCELLOR'S OFFICE								
SECONDARY District	(Select from drop-down list) →								

[illegible]

[illegible]

**NEW WORLD PREPARATORY CHARTER SCHOOL
2019-20**

STAFFING PLAN - FULL TIME EQUIVALENT ("FTE")

***NOTE:** Enter the number of FTE positions in the "blue" cells.

***NOTE:** If there are NO budget revisions at the time of quarterly submittal leave the 'REVISED' Column(s) COMPLETELY BLANK.

***NOTE:** Each quarter, the actual FTE should be entered.

ADMINISTRATIVE PERSONNEL FTE		ANNUAL BUDGETED FTE								ACTUAL QUARTERLY FTE		
PRIOR YEAR		Q1		Q2		Q3		Q4		Q1	Q2	Q3
2018-19		Original	Revised	Original	Revised	Original	Revised	Original	Revised	Actual	Actual	Actual
ACTUAL												
Executive Management		1.0		1.0		1.0		1.0				
Instructional Management		2.0		2.0		2.0		2.0				
Deans, Directors & Coordinators		3.0		3.0		3.0		3.0				
CFO / Director of Finance												
Operation / Business Manager		3.0		3.0		3.0		3.0				
Administrative Staff		2.0		2.0		2.0		2.0				
TOTAL ADMINISTRATIVE STAFF		0.0		11.0	0.0	11.0	0.0	11.0	0.0	0.0	0.0	0.0

INSTRUCTIONAL PERSONNEL FTE		ANNUAL BUDGETED FTE								ACTUAL QUARTERLY FTE		
PRIOR YEAR		Q1		Q2		Q3		Q4		Q1	Q2	Q3
2018-19		Original	Revised	Original	Revised	Original	Revised	Original	Revised	Actual	Actual	Actual
ACTUAL												
Teachers - Regular		56.0		56.0		56.0		56.0				
Teachers - SPED												
Substitute Teachers		1.0		1.0		1.0		1.0				
Teaching Assistants		9.0		9.0		9.0		9.0				
Specialty Teachers												
Aides		2.5		2.5		2.5		2.5				
Therapists & Counselors		7.0		7.0		7.0		7.0				
Other												
TOTAL INSTRUCTIONAL		0.0		75.5	0.0	75.5	0.0	75.5	0.0	0.0	0.0	0.0

NON-INSTRUCTIONAL PERSONNEL FTE		ANNUAL BUDGETED FTE								ACTUAL QUARTERLY FTE		
PRIOR YEAR		Q1		Q2		Q3		Q4		Q1	Q2	Q3
2018-19		Original	Revised	Original	Revised	Original	Revised	Original	Revised	Actual	Actual	Actual
ACTUAL												
Nurse												
Librarian												
Custodian		4.0		4.0		4.0		4.0				
Security		2.5		2.5		2.5		2.5				
Other		5.0		5.0		5.0		5.0				
TOTAL NON-INSTRUCTIONAL		0.0		11.5	0.0	11.5	0.0	11.5	0.0	0.0	0.0	0.0

TOTAL PERSONNEL SERVICE FTE		0.0		98.0	0.0	98.0	0.0	98.0	0.0	0.0	0.0	0.0
-----------------------------	--	-----	--	------	-----	------	-----	------	-----	-----	-----	-----

RLD PREPARATORY CHARTE **2019-20**

PLAN - FULL TIME EQUIVALI

*NOTE: Enter the number of FTE positions in the "blue" cells.		<i>Id be input.</i>	*NOTE: State the assumptions that are being made for personnel FTE levels.	
ADMINISTRATIVE PERSONNEL FTE		Q4	Description of Assumptions	
	Actual			
Executive Management			(1) President	
Instructional Management			(1) Principal, (1) Asst Principal	
Deans, Directors & Coordinators			(1) Dir of Stud Sup, (1) Assoc Dir of Acad Sup, (1) Parent Coord.	
CFO / Director of Finance				
Operation / Business Manager			(1) Dir of Sch Org, (1) Dir of Sch Bus, (1) Ops Exec Asst	
Administrative Staff			(2) Ops Associates	
TOTAL ADMINISTRATIVE STAFF		0.0		
INSTRUCTIONAL PERSONNEL FTE		Q4	Description of Assumptions	
	Actual			
Teachers - Regular			(52) Regular, (4) Title I	
Teachers - SPED				
Substitute Teachers			(1) Susbtitute	
Teaching Assistants			(9) Teacher Assistants	
Specialty Teachers				
Aides			(2.5) School Aides	
Therapists & Counselors			(1) Dean, (2) Asst Deans, (3) Guidance	
Other			Summer Sch, After Sch, Bonus, Stipend, Sick	
TOTAL INSTRUCTIONAL		0.0		
NON-INSTRUCTIONAL PERSONNEL FTE		Q4	Description of Assumptions	
	Actual			
Nurse				
Librarian				
Custodian			(4) Custodians	
Security			(2.5) Securities	
Other			(2) Cafeteria, (2) Ops Assoc, (1) After Sch	
TOTAL NON-INSTRUCTIONAL		0.0		
TOTAL PERSONNEL SERVICE FTE		0.0		

		NEW WORLD PREPARATORY CHARTER SCHOOL Budget / Operating Plan 2019-20							
Total Revenue		-	2,974,616	-	-	2,974,616	-	-	2,974,616
Total Expenses		-	2,159,472	-	-	2,999,335	-	-	3,275,800
Net Income		-	815,144	-	-	(24,719)	-	-	(301,185)
Actual Student Enrollment		-	540	-	-	540	-	-	540
		Prior Year Actual 2018-19 Revenue Per Pupil	1st Quarter - 7/1 - 9/30			2nd Quarter - 10/1 - 12/31			3rd Quarter - 1/1 - 3/31
			Original Budget	Revised Budget	Variance	Original Budget	Revised Budget	Variance	Original Budget
REVENUE		Allocate Per Pupil Revenue by Quarter	*NOTE: If there are NO budget revisions at the time of quarterly submittal leave If budget revisions ARE made, the entire "REVISED" budget columns for the affected quarter will be revised.						
REVENUES FROM STATE SOURCES		2019-20 Per Pupil Rate	PPR %/Qtr->	25.0%	25.0%		25.0%	25.0%	
Per Pupil Revenue									
NYC CHANCELLOR'S OFFICE		16,150		2,180,682	-	-	2,180,682	-	-
-		-		-	-	-	-	-	-
-		-		-	-	-	-	-	-
-		-		-	-	-	-	-	-
-		-		-	-	-	-	-	-
-		-		-	-	-	-	-	-
-		-		-	-	-	-	-	-
-		-		-	-	-	-	-	-
-		-		-	-	-	-	-	-
-		-		-	-	-	-	-	-
-		-		-	-	-	-	-	-
-		-		-	-	-	-	-	-
-		-		-	-	-	-	-	-
-		-		-	-	-	-	-	-
-		-		-	-	-	-	-	-
-		-		-	-	-	-	-	-
ALL OTHER School Districts: (Weighted Avg)		-		-	-	-	-	-	-
TOTAL Per Pupil Revenue (Weighted Average Per Pupil Funding)		16,150		-	2,180,682	-	-	2,180,682	-
Special Education Revenue				466,117		-	466,117		-
Grants									
Stimulus					-			-	
DYCD (Department of Youth and Community Development)					-			-	
Other				28,217	-		28,217	-	28,217
NYC DoE Rental Assistance				127,690			127,690		127,690
Other				1,320	-		1,320	-	1,320
TOTAL REVENUE FROM STATE SOURCES				-	2,804,026	-	-	2,804,026	-
REVENUE FROM FEDERAL FUNDING									
IDEA Special Needs				21,142	-		21,142	-	21,142
Title I				58,921	-		58,921	-	58,921
Title Funding - Other				7,124	-		7,124	-	7,124
School Food Service (Free Lunch)				63,980	-		63,980	-	63,980
Grants									

	NEW WORLD PREPARATORY CHARTER SCHOOL Budget / Operating Plan 2019-20							
Total Revenue	-	2,974,616	-	-	2,974,616	-	-	2,974,616
Total Expenses	-	2,159,472	-	-	2,999,335	-	-	3,275,800
Net Income	-	815,144	-	-	(24,719)	-	-	(301,185)
Actual Student Enrollment	-	540	-	-	540	-	-	540
	Prior Year Actual 2018-19 Revenue Per Pupil	1st Quarter - 7/1 - 9/30			2nd Quarter - 10/1 - 12/31			3rd Quarter - 1/1 - 3/31
		Original Budget	Revised Budget	Variance	Original Budget	Revised Budget	Variance	Original Budget
Charter School Program (CSP) Planning & Implementation				-			-	
Other				-			-	
Other				-			-	
TOTAL REVENUE FROM FEDERAL SOURCES	-	151,167	-	-	151,167	-	-	151,167
LOCAL and OTHER REVENUE								
Contributions and Donations		1,250		-	1,250		-	1,250
Fundraising				-			-	
Erate Reimbursement		1,000		-	1,000		-	1,000
Earnings on Investments				-			-	
Interest Income		125		-	125		-	125
Food Service (Income from meals)				-			-	
Text Book		10,798		-	10,798		-	10,798
OTHER		6,250		-	6,250		-	6,250
TOTAL REVENUE FROM LOCAL and OTHER SOURCES	-	19,423	-	-	19,423	-	-	19,423
TOTAL REVENUE	-	2,974,616	-	-	2,974,616	-	-	2,974,616

		NEW WORLD PREPARATORY CHARTER SCHOOL Budget / Operating Plan 2019-20							
Total Revenue		-	2,974,616	-	-	2,974,616	-	-	2,974,616
Total Expenses		-	2,159,472	-	-	2,999,335	-	-	3,275,800
Net Income		-	815,144	-	-	(24,719)	-	-	(301,185)
Actual Student Enrollment		-	540	-	-	540	-	-	540
		Prior Year Actual 2018-19 Revenue Per Pupil	1st Quarter - 7/1 - 9/30			2nd Quarter - 10/1 - 12/31			3rd Quarter - 10/1 - 12/31
			Original Budget	Revised Budget	Variance	Original Budget	Revised Budget	Variance	Original Budget
EXPENSES									
ADMINISTRATIVE STAFF PERSONNEL COSTS	Avg. No. of Positions								
Executive Management	1.00		51,514		-	44,155		-	51,514
Instructional Management	2.00		74,562		-	63,910		-	74,562
Deans, Directors & Coordinators	3.00		76,170		-	65,289		-	76,170
CFO / Director of Finance	-				-			-	
Operation / Business Manager	3.00		68,086		-	58,359		-	68,086
Administrative Staff	2.00		27,706		-	23,748		-	27,706
TOTAL ADMINISTRATIVE STAFF	11.00	-	298,037	-	-	255,460	-	-	298,037
INSTRUCTIONAL PERSONNEL COSTS									
Teachers - Regular	56.00		299,229		-	897,688		-	1,047,303
Teachers - SPED	-				-			-	
Substitute Teachers	1.00		3,708		-	11,124		-	12,978
Teaching Assistants	9.00		25,487		-	76,461		-	89,204
Specialty Teachers	-				-			-	
Aides	2.50		23,773		-	20,377		-	23,773
Therapists & Counselors	7.00		37,841		-	113,523		-	132,444
Other	-		85,000		-	85,000		-	85,000
TOTAL INSTRUCTIONAL	75.50	-	475,038	-	-	1,204,172	-	-	1,390,701
NON-INSTRUCTIONAL PERSONNEL COSTS									
Nurse	-				-			-	
Librarian	-				-			-	
Custodian	4.00		53,814		-	46,126		-	53,814
Security	2.50		33,678		-	28,867		-	33,678
Other	5.00		53,421		-	45,789		-	53,421
TOTAL NON-INSTRUCTIONAL	11.50	-	140,913	-	-	120,783	-	-	140,913
SUBTOTAL PERSONNEL SERVICE COSTS		-	913,988	-	-	1,580,415	-	-	1,829,651
PAYROLL TAXES AND BENEFITS									
Payroll Taxes			77,689		-	134,335		-	155,520
Fringe / Employee Benefits			242,192		-	242,192		-	242,192

		NEW WORLD PREPARATORY CHARTER SCHOOL Budget / Operating Plan 2019-20							
Total Revenue		-	2,974,616	-	-	2,974,616	-	-	2,974,616
Total Expenses		-	2,159,472	-	-	2,999,335	-	-	3,275,800
Net Income		-	815,144	-	-	(24,719)	-	-	(301,185)
Actual Student Enrollment		-	540	-	-	540	-	-	540
		Prior Year Actual 2018-19 Revenue Per Pupil	1st Quarter - 7/1 - 9/30			2nd Quarter - 10/1 - 12/31			3rd Quarter - 10/1 - 12/31 Original Budget
			Original Budget	Revised Budget	Variance	Original Budget	Revised Budget	Variance	Original Budget
Retirement / Pension			<u>22,166</u>		-	<u>38,328</u>		-	<u>44,372</u>
TOTAL PAYROLL TAXES AND BENEFITS		-	342,046	-	-	414,855	-	-	442,084
TOTAL PERSONNEL SERVICE COSTS	98.00	-	1,256,034	-	-	1,995,270	-	-	2,271,735
CONTRACTED SERVICES									
Accounting / Audit					-			-	
Legal			6,000		-	6,000		-	6,000
Management Company Fee					-			-	
Nurse Services					-			-	
Food Service / School Lunch			24,314		-	72,942		-	72,942
Payroll Services					-			-	
Special Ed Services			13,000		-	13,000		-	13,000
Titlement Services (i.e. Title I)			250		-	250		-	250
Other Purchased / Professional / Consulting			<u>136,165</u>		-	<u>136,165</u>		-	<u>136,165</u>
TOTAL CONTRACTED SERVICES		-	179,729	-	-	228,357	-	-	228,357

NEW WORLD PREPARATORY CHARTER SCHOOL								
Budget / Operating Plan								
2019-20								
Total Revenue	-	2,974,616	-	-	2,974,616	-	-	2,974,616
Total Expenses	-	2,159,472	-	-	2,999,335	-	-	3,275,800
Net Income	-	815,144	-	-	(24,719)	-	-	(301,185)
Actual Student Enrollment	-	540	-	-	540	-	-	540
	Prior Year Actual	1st Quarter - 7/1 - 9/30			2nd Quarter - 10/1 - 12/31			3rd Quarter
	2018-19 Revenue Per Pupil	Original Budget	Revised Budget	Variance	Original Budget	Revised Budget	Variance	Original Budget
SCHOOL OPERATIONS								
Board Expenses		10,000		-	10,000		-	10,000
Classroom / Teaching Supplies & Materials		6,750		-	6,750		-	6,750
Special Ed Supplies & Materials		10,798		-	10,798		-	10,798
Textbooks / Workbooks		45,000		-	45,000		-	45,000
Supplies & Materials other				-			-	
Equipment / Furniture		20,500		-	20,500		-	20,500
Telephone		7,000		-	7,000		-	7,000
Technology		9,250		-	9,250		-	9,250
Student Testing & Assessment		8,800		-	26,400		-	26,400
Field Trips		2,000		-	6,000		-	6,000
Transportation (student)				-			-	
Student Services - other		15,200		-	45,600		-	45,600
Office Expense		16,250		-	16,250		-	16,250
Staff Development		111,250		-	111,250		-	111,250
Staff Recruitment		6,000		-	6,000		-	6,000
Student Recruitment / Marketing		4,500		-	4,500		-	4,500
School Meals / Lunch		11,000		-	11,000		-	11,000
Travel (Staff)		2,500		-	2,500		-	2,500
Fundraising				-			-	
Other		11,250		-	11,250		-	11,250
TOTAL SCHOOL OPERATIONS	-	298,048	-	-	350,048	-	-	350,048
FACILITY OPERATION & MAINTENANCE								
Insurance		31,160		-	31,160		-	31,160
Janitorial		11,500		-	11,500		-	11,500
Building and Land Rent / Lease / Facility Finance Interest		197,500		-	197,500		-	197,500
Repairs & Maintenance		86,000		-	86,000		-	86,000
Equipment / Furniture		2,000		-	2,000		-	2,000
Security				-			-	
Utilities		37,500		-	37,500		-	37,500
TOTAL FACILITY OPERATION & MAINTENANCE	-	365,660	-	-	365,660	-	-	365,660
DEPRECIATION & AMORTIZATION		60,000		-	60,000		-	60,000
RESERVES / CONTINGENCY				-			-	
DEFERRED RENT				-			-	

	NEW WORLD PREPARATORY CHARTER SCHOOL Budget / Operating Plan 2019-20							
Total Revenue	-	2,974,616	-	-	2,974,616	-	-	2,974,616
Total Expenses	-	2,159,472	-	-	2,999,335	-	-	3,275,800
Net Income	-	815,144	-	-	(24,719)	-	-	(301,185)
Actual Student Enrollment	-	540	-	-	540	-	-	540
	Prior Year Actual 2018-19 Revenue Per Pupil	1st Quarter - 7/1 - 9/30			2nd Quarter - 10/1 - 12/31			3rd Quarter - 1/1 - 3/31
		Original Budget	Revised Budget	Variance	Original Budget	Revised Budget	Variance	Original Budget
TOTAL EXPENSES	-	2,159,472	-	-	2,999,335	-	-	3,275,800
NET INCOME	-	815,144	-	-	(24,719)	-	-	(301,185)

	NEW WORLD PREPARATORY CHARTER SCHOOL Budget / Operating Plan 2019-20							
Total Revenue	-	2,974,616	-	-	2,974,616	-	-	2,974,616
Total Expenses	-	2,159,472	-	-	2,999,335	-	-	3,275,800 C
Net Income	-	815,144	-	-	(24,719)	-	-	(301,185)
Actual Student Enrollment	-	540	-	-	540	-	-	540
	Prior Year Actual 2018-19 Revenue Per Pupil	1st Quarter - 7/1 - 9/30			2nd Quarter - 10/1 - 12/31			3rd Quarter - 1/1 - 3/31
		Original Budget	Revised Budget	Variance	Original Budget	Revised Budget	Variance	Original Budget
ENROLLMENT - *School Districts Are Linked To Above Entries*								
Number of Districts:	-	1	-	-	1	-	-	1
NYC CHANCELLOR'S OFFICE	-	540	-	-	540	-	-	540
-	-	-	-	-	-	-	-	-
-	-	-	-	-	-	-	-	-
-	-	-	-	-	-	-	-	-
-	-	-	-	-	-	-	-	-
-	-	-	-	-	-	-	-	-
-	-	-	-	-	-	-	-	-
-	-	-	-	-	-	-	-	-
-	-	-	-	-	-	-	-	-
-	-	-	-	-	-	-	-	-
-	-	-	-	-	-	-	-	-
-	-	-	-	-	-	-	-	-
-	-	-	-	-	-	-	-	-
-	-	-	-	-	-	-	-	-
-	-	-	-	-	-	-	-	-
ALL OTHER School Districts: (Weighted Avg)	-	-	-	-	-	-	-	-
TOTAL ENROLLMENT	-	540	-	-	540	-	-	540
REVENUE PER PUPIL	-	5,507	-	-	5,507	-	-	5,507
EXPENSES PER PUPIL	-	3,998	-	-	5,553	-	-	6,065

Total Revenue	-	-	2,974,616	-	-
Total Expenses	-	-	4,035,036	-	-
Net Income	-	-	(1,060,420)	-	-
Actual Student Enrollment	-	-	540	-	-
	Quarter - 1/1 - 3/31		4th Quarter - 4/1 - 6/30		
	Revised Budget	Variance	Original Budget	Revised Budget	Variance
Charter School Program (CSP) Planning & Implementation		-			-
Other		-			-
Other		-			-
TOTAL REVENUE FROM FEDERAL SOURCES	-	-	151,167	-	-
LOCAL and OTHER REVENUE					
Contributions and Donations		-	1,250		-
Fundraising		-			-
Erate Reimbursement		-	1,000		-
Earnings on Investments		-			-
Interest Income		-	125		-
Food Service (Income from meals)		-			-
Text Book		-	10,798		-
OTHER		-	<u>6,250</u>		-
TOTAL REVENUE FROM LOCAL and OTHER SOURCES	-	-	19,423	-	-
TOTAL REVENUE	-	-	2,974,616	-	-

Total Revenue			-	-	2,974,616	-	-
Total Expenses			-	-	4,035,036	-	-
Net Income			-	-	(1,060,420)	-	-
Actual Student Enrollment			-	-	540	-	-
			Quarter - 1/1 - 3/31		4th Quarter - 4/1 - 6/30		
			Revised Budget	Variance	Original Budget	Revised Budget	Variance
EXPENSES							
ADMINISTRATIVE STAFF PERSONNEL COSTS		Avg. No. of Positions					
Executive Management	1.00			-	44,155		-
Instructional Management	2.00			-	63,910		-
Deans, Directors & Coordinators	3.00			-	65,289		-
CFO / Director of Finance	-			-			-
Operation / Business Manager	3.00			-	58,359		-
Administrative Staff	2.00			-	23,748		-
TOTAL ADMINISTRATIVE STAFF	11.00		-	-	255,460	-	-
INSTRUCTIONAL PERSONNEL COSTS							
Teachers - Regular	56.00			-	1,645,761		-
Teachers - SPED	-			-			-
Substitute Teachers	1.00			-	20,394		-
Teaching Assistants	9.00			-	140,178		-
Specialty Teachers	-			-			-
Aides	2.50			-	20,377		-
Therapists & Counselors	7.00			-	208,126		-
Other	-			-	85,000		-
TOTAL INSTRUCTIONAL	75.50		-	-	2,119,835	-	-
NON-INSTRUCTIONAL PERSONNEL COSTS							
Nurse	-			-			-
Librarian	-			-			-
Custodian	4.00			-	46,126		-
Security	2.50			-	28,867		-
Other	5.00			-	45,789		-
TOTAL NON-INSTRUCTIONAL	11.50		-	-	120,783	-	-
SUBTOTAL PERSONNEL SERVICE COSTS		98.00	-	-	2,496,078	-	-
PAYROLL TAXES AND BENEFITS							
Payroll Taxes				-	212,167		-
Fringe / Employee Benefits				-	242,192		-

Total Revenue		-	-	2,974,616	-	-
Total Expenses		-	-	4,035,036	-	-
Net Income		-	-	(1,060,420)	-	-
Actual Student Enrollment		-	-	540	-	-
		Quarter - 1/1 - 3/31		4th Quarter - 4/1 - 6/30		
		Revised Budget	Variance	Original Budget	Revised Budget	Variance
Retirement / Pension			-	<u>60,534</u>		-
TOTAL PAYROLL TAXES AND BENEFITS		-	-	514,892	-	-
TOTAL PERSONNEL SERVICE COSTS		-	-	3,010,970	-	-
CONTRACTED SERVICES						
Accounting / Audit			-	20,000		-
Legal			-	6,000		-
Management Company Fee			-			-
Nurse Services			-			-
Food Service / School Lunch			-	72,942		-
Payroll Services			-			-
Special Ed Services			-	13,000		-
Titlement Services (i.e. Title I)			-	250		-
Other Purchased / Professional / Consulting			-	<u>136,165</u>		-
TOTAL CONTRACTED SERVICES		-	-	248,357	-	-

Total Revenue	-	-	2,974,616	-	-
Total Expenses	-	-	4,035,036	-	-
Net Income	-	-	(1,060,420)	-	-
Actual Student Enrollment	-	-	540	-	-
	Quarter - 1/1 - 3/31		4th Quarter - 4/1 - 6/30		
	Revised Budget	Variance	Original Budget	Revised Budget	Variance
SCHOOL OPERATIONS					
Board Expenses		-	10,000		-
Classroom / Teaching Supplies & Materials		-	6,750		-
Special Ed Supplies & Materials		-	10,798		-
Textbooks / Workbooks		-	45,000		-
Supplies & Materials other		-			-
Equipment / Furniture		-	20,500		-
Telephone		-	7,000		-
Technology		-	9,250		-
Student Testing & Assessment		-	26,400		-
Field Trips		-	6,000		-
Transportation (student)		-			-
Student Services - other		-	45,600		-
Office Expense		-	16,250		-
Staff Development		-	111,250		-
Staff Recruitment		-	6,000		-
Student Recruitment / Marketing		-	4,500		-
School Meals / Lunch		-	11,000		-
Travel (Staff)		-	2,500		-
Fundraising		-			-
Other		-	11,250		-
TOTAL SCHOOL OPERATIONS	-	-	350,048	-	-
FACILITY OPERATION & MAINTENANCE					
Insurance		-	31,160		-
Janitorial		-	11,500		-
Building and Land Rent / Lease / Facility Finance Interest		-	197,500		-
Repairs & Maintenance		-	86,000		-
Equipment / Furniture		-	2,000		-
Security		-			-
Utilities		-	37,500		-
TOTAL FACILITY OPERATION & MAINTENANCE	-	-	365,660	-	-
DEPRECIATION & AMORTIZATION		-	60,000		-
RESERVES / CONTINGENCY		-			-
DEFERRED RENT		-			-

Total Revenue	-	-	2,974,616	-	-	
Total Expenses	-	-	4,035,036	-	-	
Net Income	-	-	(1,060,420)	-	-	
Actual Student Enrollment	-	-	540	-	-	
	Quarter - 1/1 - 3/31			4th Quarter - 4/1 - 6/30		
	Revised Budget	Variance		Original Budget	Revised Budget	Variance
TOTAL EXPENSES	-	-	4,035,036	-	-	
NET INCOME	-	-	(1,060,420)	-	-	

Total Revenue	-	-	2,974,616	-	-
Total Expenses	Quarter - 1/1 - 3/31	-	4,035,036	-	-
Net Income	-	-	(1,060,420)	-	-
Actual Student Enrollment	-	-	540	-	-
	Quarter - 1/1 - 3/31	4th Quarter - 4/1 - 6/30			
	Revised Budget	Variance	Original Budget	Revised Budget	Variance
ENROLLMENT - *School Districts Are Linked To Above Entries*					
Number of Districts:	-	-	1	-	-
NYC CHANCELLOR'S OFFICE	-	-	540	-	-
-	-	-	-	-	-
-	-	-	-	-	-
-	-	-	-	-	-
-	-	-	-	-	-
-	-	-	-	-	-
-	-	-	-	-	-
-	-	-	-	-	-
-	-	-	-	-	-
-	-	-	-	-	-
-	-	-	-	-	-
-	-	-	-	-	-
-	-	-	-	-	-
-	-	-	-	-	-
ALL OTHER School Districts: (Weighted Avg)	-	-	-	-	-
TOTAL ENROLLMENT	-	-	540	-	-
REVENUE PER PUPIL	-	-	5,507	-	-
EXPENSES PER PUPIL	-	-	7,471	-	-

NEW WORLD PREPARATORY CHARTER SCHOOL
Budget / Operating Plan
2019-20

Total Revenue	11,898,463	11,898,463	-	11,898,463	11,898,463
Total Expenses	12,469,643	12,469,643	-	(12,469,643)	(12,469,643)
Net Income	(571,180)	(571,180)	-	(571,180)	(571,180)
Actual Student Enrollment					
	Total Year			VARIANCE	
	Original Budget	Revised Budget	Variance	Original Budget vs. PY Budget	Revised Budget vs. PY Budget
Charter School Program (CSP) Planning & Implementation	-	-	-	-	-
Other	-	-	-	-	-
Other	-	-	-	-	-
TOTAL REVENUE FROM FEDERAL SOURCES	604,668	604,668	-	604,668	604,668
LOCAL and OTHER REVENUE					
Contributions and Donations	5,000	5,000	-	5,000	5,000
Fundraising	-	-	-	-	-
Erate Reimbursement	4,000	4,000	-	4,000	4,000
Earnings on Investments	-	-	-	-	-
Interest Income	500	500	-	500	500
Food Service (Income from meals)	-	-	-	-	-
Text Book	43,193	43,193	-	43,193	43,193
OTHER	<u>25,000</u>	<u>25,000</u>	-	<u>25,000</u>	<u>25,000</u>
TOTAL REVENUE FROM LOCAL and OTHER SOURCES	77,693	77,693	-	77,693	77,693
TOTAL REVENUE	11,898,463	11,898,463	-	11,898,463	11,898,463

DESCRIPTION OF ASSUMPTIONS

NEW WORLD PREPARATORY CHARTER SCHOOL
Budget / Operating Plan
2019-20

Total Revenue	11,898,463	11,898,463	-	11,898,463	11,898,463
Total Expenses	12,469,643	12,469,643	-	(12,469,643)	(12,469,643)
Net Income	(571,180)	(571,180)	-	(571,180)	(571,180)
Actual Student Enrollment					

	Total Year			VARIANCE		DESCRIPTION OF ASSUMPTIONS
	Original Budget	Revised Budget	Variance	Original Budget vs. PY Budget	Revised Budget vs. PY Budget	

EXPENSES

ADMINISTRATIVE STAFF PERSONNEL COSTS

Avg. No.
of Positions

Executive Management	1.00	191,337	191,337	-	(191,337)	(191,337)
Instructional Management	2.00	276,945	276,945	-	(276,945)	(276,945)
Deans, Directors & Coordinators	3.00	282,917	282,917	-	(282,917)	(282,917)
CFO / Director of Finance	-	-	-	-	-	-
Operation / Business Manager	3.00	252,889	252,889	-	(252,889)	(252,889)
Administrative Staff	2.00	102,907	102,907	-	(102,907)	(102,907)
TOTAL ADMINISTRATIVE STAFF	11.00	1,106,995	1,106,995	-	(1,106,995)	(1,106,995)

INSTRUCTIONAL PERSONNEL COSTS

Teachers - Regular	56.00	3,889,981	3,889,981	-	(3,889,981)	(3,889,981)
Teachers - SPED	-	-	-	-	-	-
Substitute Teachers	1.00	48,204	48,204	-	(48,204)	(48,204)
Teaching Assistants	9.00	331,329	331,329	-	(331,329)	(331,329)
Specialty Teachers	-	-	-	-	-	-
Aides	2.50	88,299	88,299	-	(88,299)	(88,299)
Therapists & Counselors	7.00	491,933	491,933	-	(491,933)	(491,933)
Other	-	340,000	340,000	-	(340,000)	(340,000)
TOTAL INSTRUCTIONAL	75.50	5,189,746	5,189,746	-	(5,189,746)	(5,189,746)

NON-INSTRUCTIONAL PERSONNEL COSTS

Nurse	-	-	-	-	-	-
Librarian	-	-	-	-	-	-
Custodian	4.00	199,880	199,880	-	(199,880)	(199,880)
Security	2.50	125,090	125,090	-	(125,090)	(125,090)
Other	5.00	198,421	198,421	-	(198,421)	(198,421)
TOTAL NON-INSTRUCTIONAL	11.50	523,391	523,391	-	(523,391)	(523,391)

SUBTOTAL PERSONNEL SERVICE COSTS

	98.00	6,820,132	6,820,132	-	(6,820,132)	(6,820,132)
PAYROLL TAXES AND BENEFITS						
Payroll Taxes		579,711	579,711	-	(579,711)	(579,711)
Fringe / Employee Benefits		968,767	968,767	-	(968,767)	(968,767)

NEW WORLD PREPARATORY CHARTER SCHOOL
Budget / Operating Plan
2019-20

Total Revenue	11,898,463	11,898,463	-	11,898,463	11,898,463
Total Expenses	12,469,643	12,469,643	-	(12,469,643)	(12,469,643)
Net Income	(571,180)	(571,180)	-	(571,180)	(571,180)
Actual Student Enrollment					
	Total Year			VARIANCE	
	Original Budget	Revised Budget	Variance	Original Budget vs. PY Budget	Revised Budget vs. PY Budget
Retirement / Pension	<u>165,399</u>	<u>165,399</u>	-	<u>(165,399)</u>	<u>(165,399)</u>
TOTAL PAYROLL TAXES AND BENEFITS	<u>1,713,877</u>	<u>1,713,877</u>	-	<u>(1,713,877)</u>	<u>(1,713,877)</u>
TOTAL PERSONNEL SERVICE COSTS	8,534,009	8,534,009	-	(8,534,009)	(8,534,009)
CONTRACTED SERVICES					
Accounting / Audit	<u>20,000</u>	<u>20,000</u>	-	<u>(20,000)</u>	<u>(20,000)</u>
Legal	<u>24,000</u>	<u>24,000</u>	-	<u>(24,000)</u>	<u>(24,000)</u>
Management Company Fee	-	-	-	-	-
Nurse Services	-	-	-	-	-
Food Service / School Lunch	<u>243,140</u>	<u>243,140</u>	-	<u>(243,140)</u>	<u>(243,140)</u>
Payroll Services	-	-	-	-	-
Special Ed Services	<u>52,000</u>	<u>52,000</u>	-	<u>(52,000)</u>	<u>(52,000)</u>
Titlement Services (i.e. Title I)	<u>1,000</u>	<u>1,000</u>	-	<u>(1,000)</u>	<u>(1,000)</u>
Other Purchased / Professional / Consulting	<u>544,660</u>	<u>544,660</u>	-	<u>(544,660)</u>	<u>(544,660)</u>
TOTAL CONTRACTED SERVICES	884,800	884,800	-	(884,800)	(884,800)

DESCRIPTION OF ASSUMPTIONS

NEW WORLD PREPARATORY CHARTER SCHOOL
Budget / Operating Plan

2019-20

Total Revenue	11,898,463	11,898,463	-	11,898,463	11,898,463
Total Expenses	12,469,643	12,469,643	-	(12,469,643)	(12,469,643)
Net Income	(571,180)	(571,180)	-	(571,180)	(571,180)
Actual Student Enrollment					

Total Year			VARIANCE	
Original Budget	Revised Budget	Variance	Original Budget vs. PY Budget	Revised Budget vs. PY Budget

DESCRIPTION OF ASSUMPTIONS

SCHOOL OPERATIONS

Board Expenses	40,000	40,000	-	(40,000)	(40,000)
Classroom / Teaching Supplies & Materials	27,000	27,000	-	(27,000)	(27,000)
Special Ed Supplies & Materials	43,193	43,193	-	(43,193)	(43,193)
Textbooks / Workbooks	180,000	180,000	-	(180,000)	(180,000)
Supplies & Materials other	-	-	-	-	-
Equipment / Furniture	82,000	82,000	-	(82,000)	(82,000)
Telephone	28,000	28,000	-	(28,000)	(28,000)
Technology	37,000	37,000	-	(37,000)	(37,000)
Student Testing & Assessment	88,000	88,000	-	(88,000)	(88,000)
Field Trips	20,000	20,000	-	(20,000)	(20,000)
Transportation (student)	-	-	-	-	-
Student Services - other	152,000	152,000	-	(152,000)	(152,000)
Office Expense	65,000	65,000	-	(65,000)	(65,000)
Staff Development	445,000	445,000	-	(445,000)	(445,000)
Staff Recruitment	24,000	24,000	-	(24,000)	(24,000)
Student Recruitment / Marketing	18,000	18,000	-	(18,000)	(18,000)
School Meals / Lunch	44,000	44,000	-	(44,000)	(44,000)
Travel (Staff)	10,000	10,000	-	(10,000)	(10,000)
Fundraising	-	-	-	-	-
Other	45,000	45,000	-	(45,000)	(45,000)
TOTAL SCHOOL OPERATIONS	1,348,193	1,348,193	-	(1,348,193)	(1,348,193)

FACILITY OPERATION & MAINTENANCE

Insurance	124,641	124,641	-	(124,641)	(124,641)
Janitorial	46,000	46,000	-	(46,000)	(46,000)
Building and Land Rent / Lease / Facility Finance Interest	790,000	790,000	-	(790,000)	(790,000)
Repairs & Maintenance	344,000	344,000	-	(344,000)	(344,000)
Equipment / Furniture	8,000	8,000	-	(8,000)	(8,000)
Security	-	-	-	-	-
Utilities	150,000	150,000	-	(150,000)	(150,000)
TOTAL FACILITY OPERATION & MAINTENANCE	1,462,641	1,462,641	-	(1,462,641)	(1,462,641)

DEPRECIATION & AMORTIZATION

RESERVES / CONTINGENCY

DEFERRED RENT

240,000	240,000	-	(240,000)	(240,000)
-	-	-	-	-
-	-	-	-	-

NEW WORLD PREPARATORY CHARTER SCHOOL
Budget / Operating Plan

2019-20

Total Revenue	11,898,463	11,898,463	-	11,898,463	11,898,463
Total Expenses	12,469,643	12,469,643	-	(12,469,643)	(12,469,643)
Net Income	(571,180)	(571,180)	-	(571,180)	(571,180)
Actual Student Enrollment					
	Total Year			VARIANCE	
	Original Budget	Revised Budget	Variance	Original Budget vs. PY Budget	Revised Budget vs. PY Budget
TOTAL EXPENSES	<u>12,469,643</u>	<u>12,469,643</u>	-	<u>(12,469,643)</u>	<u>(12,469,643)</u>
NET INCOME	<u>(571,180)</u>	<u>(571,180)</u>	-	<u>(571,180)</u>	<u>(571,180)</u>

DESCRIPTION OF ASSUMPTIONS

		NEW WORLD PREPARATORY CHARTER SCHOOL					DESCRIPTION OF ASSUMPTIONS
		Budget / Operating Plan					
		2019-20					
Total Revenue		11,898,463	11,898,463	-	11,898,463	11,898,463	
Total Expenses		12,469,643	12,469,643	-	(12,469,643)	(12,469,643)	
Net Income		(571,180)	(571,180)	-	(571,180)	(571,180)	
Actual Student Enrollment							
		Total Year			VARIANCE		
		Original Budget	Revised Budget	Variance	Original Budget vs. PY Budget	Revised Budget vs. PY Budget	
ENROLLMENT - *School Districts Are Linked To Above Entries*							
Number of Districts:							
NYC CHANCELLOR'S OFFICE							
-							
-							
-							
-							
-							
-							
-							
-							
-							
-							
-							
-							
ALL OTHER School Districts: (Weighted Avg)							
TOTAL ENROLLMENT							
REVENUE PER PUPIL							
EXPENSES PER PUPIL							

NEW WORLD PREPARATORY CHARTER SCHOOL Budget / Operating Plan 2019-20								
Total Revenue	-	2,974,616	-	-	2,974,616	-	-	2,974,616
Total Expenses	-	2,159,472	-	-	2,999,335	-	-	3,275,800
Net Income	-	815,144	-	-	(24,719)	-	-	(301,185)
Actual Student Enrollment	-	540	-	-	540	-	-	540
	Prior Year Actual 2018-19 Revenue Per Pupil	1st Quarter - 7/1 - 9/30			2nd Quarter - 10/1 - 12/31			3rd Quarter - 1/1 - 3/31
		Original Budget	Revised Budget	Variance	Original Budget	Revised Budget	Variance	Original Budget
CASH FLOW ADJUSTMENTS								
OPERATING ACTIVITIES <i>{enter descriptions below}</i>								
Example - Add Back Depreciation	-	60,000	-	-	60,000	-	-	60,000
Other	-	133,750	-	-	133,750	-	-	133,750
Total Operating Activities	-	193,750	-	-	193,750	-	-	193,750
INVESTMENT ACTIVITIES <i>{enter descriptions below}</i>								
Example - Subtract Property and Equipment Expenditures	-	(71,500)	-	-	(71,500)	-	-	(71,500)
Other	-	-	-	-	-	-	-	-
Total Investment Activities	-	(71,500)	-	-	(71,500)	-	-	(71,500)
FINANCING ACTIVITIES <i>{enter descriptions below}</i>								
Example - Add Expected Proceeds from a Loan or Line of Credit	-	-	-	-	-	-	-	-
Other	-	-	-	-	-	-	-	-
Total Financing Activities	-	-	-	-	-	-	-	-
Total Cash Flow Adjustments	-	122,250	-	-	122,250	-	-	122,250
NET INCOME	-	937,394	-	-	97,531	-	-	(178,935)
Beginning Cash Balance	89,802	89,802	-	-	1,027,196	-	-	1,124,727
ENDING CASH BALANCE	89,802	1,027,196	-	-	1,124,727	-	-	945,792

Total Revenue	-	-	2,974,616	-	-
Total Expenses	-	-	4,035,036	-	-
Net Income	-	-	(1,060,420)	-	-
Actual Student Enrollment	-	-	540	-	-
	Quarter - 1/1 - 3/31		4th Quarter - 4/1 - 6/30		
	Revised Budget	Variance	Original Budget	Revised Budget	Variance
CASH FLOW ADJUSTMENTS					
OPERATING ACTIVITIES <i>{enter descriptions below}</i>					
Example - Add Back Depreciation	-	-	60,000	-	-
Other	-	-	133,750	-	-
Total Operating Activities	-	-	193,750	-	-
INVESTMENT ACTIVITIES <i>{enter descriptions below}</i>					
Example - Subtract Property and Equipment Expenditures	-	-	(71,500)	-	-
Other	-	-	-	-	-
Total Investment Activities	-	-	(71,500)	-	-
FINANCING ACTIVITIES <i>{enter descriptions below}</i>					
Example - Add Expected Proceeds from a Loan or Line of Credit	-	-	-	-	-
Other	-	-	-	-	-
Total Financing Activities	-	-	-	-	-
Total Cash Flow Adjustments	-	-	122,250	-	-
NET INCOME	-	-	(938,170)	-	-
Beginning Cash Balance	-	-	945,792	-	-
ENDING CASH BALANCE	-	-	7,622	-	-

		NEW WORLD PREPARATORY CHARTER SCHOOL					DESCRIPTION OF ASSUMPTIONS
		Budget / Operating Plan				2019-20	
Total Revenue		11,898,463	11,898,463	-	11,898,463	11,898,463	
Total Expenses		12,469,643	12,469,643	-	(12,469,643)	(12,469,643)	
Net Income		(571,180)	(571,180)	-	(571,180)	(571,180)	
Actual Student Enrollment							
		Total Year			VARIANCE		
		Original Budget	Revised Budget	Variance	Original Budget vs. PY Budget	Revised Budget vs. PY Budget	
CASH FLOW ADJUSTMENTS							
OPERATING ACTIVITIES {enter descriptions below}							
Example - Add Back Depreciation		240,000	240,000	-	240,000	240,000	
Other		535,000	535,000	-	535,000	535,000	
Total Operating Activities		775,000	775,000	-	775,000	775,000	
INVESTMENT ACTIVITIES {enter descriptions below}							
Example - Subtract Property and Equipment Expenditures		(286,000)	(286,000)	-	(286,000)	(286,000)	
Other		-	-	-	-	-	
Total Investment Activities		(286,000)	(286,000)	-	(286,000)	(286,000)	
FINANCING ACTIVITIES {enter descriptions below}							
Example - Add Expected Proceeds from a Loan or Line of Credit		-	-	-	-	-	
Other		-	-	-	-	-	
Total Financing Activities		-	-	-	-	-	
Total Cash Flow Adjustments		489,000	489,000	-	489,000	489,000	
NET INCOME		(82,180)	(82,180)	-	(82,180)	(82,180)	
Beginning Cash Balance		89,802	89,802	-	-	-	
ENDING CASH BALANCE		7,622	7,622	-	(82,180)	(82,180)	

NEW WORLD PREPARATORY CHARTER SCHOOL
BALANCE SHEET
2019-20

	Prior Year	Q1	Q2	Q3	Q4
	2018-19	As of 9/30	As of 12/31	As of 3/31	As of 6/30
<u>ASSETS</u>					
<u>CURRENT ASSETS</u>					
Cash and cash equivalents	-	-	-	-	-
Grants and contracts receivable	-	-	-	-	-
Accounts receivables	-	-	-	-	-
Prepaid Expenses	-	-	-	-	-
Contributions and other receivables	-	-	-	-	-
TOTAL CURRENT ASSETS	-	-	-	-	-
<u>PROPERTY, BUILDING AND EQUIPMENT, net</u>	-	-	-	-	-
<u>OTHER ASSETS</u>	-	-	-	-	-
TOTAL ASSETS	-	-	-	-	-
<u>LIABILITIES AND NET ASSETS</u>					
<u>CURRENT LIABILITIES</u>					
Accounts payable and accrued expenses	-	-	-	-	-
Accrued payroll and benefits	-	-	-	-	-
Deferred Revenue	-	-	-	-	-
Current maturities of long-term debt	-	-	-	-	-
Short Term Debt - Bonds, Notes Payable	-	-	-	-	-
Other	-	-	-	-	-
TOTAL CURRENT LIABILITIES	-	-	-	-	-
<u>LONG-TERM DEBT and NOTES PAYABLE, net current maturities</u>	-	-	-	-	-
TOTAL LIABILITIES	-	-	-	-	-
<u>NET ASSETS</u>					
Unrestricted	-	-	-	-	-
Temporarily restricted	-	-	-	-	-
TOTAL NET ASSETS	-	-	-	-	-
TOTAL LIABILITIES AND NET ASSETS	-	-	-	-	-

Budget / Operating Plan

Total Revenue	-	2,974,616	-	-	2,974,616	-	-
Total Expenses	-	2,159,472	-	-	2,999,335	-	-
Net Income	-	815,144	-	-	(24,719)	-	-
Actual Student Enrollment	-	540	-	-	540	-	-

3rd C

Actual	Current Budget	Variance	Actual	Current Budget	Variance	Actual
--------	----------------	----------	--------	----------------	----------	--------

Per Pupil Rate

16,150

ALL OTHER School Districts: (Count = 0)

16,150

Grants

Stimu

DYCD (Department of Youth and Community Development)

Other

NYC DoE Rental Assistance

Other

TOTAL REVENUE FROM STATE SOURCES

IDEA Special Needs

Title I

Title Funding - Other

School Food Service (Free Lunch)

Grants

Charter School Program (CSP) Planning & Implementation

Other

2019-20

Total Revenue	-	2,974,616	-	-	2,974,616	-	-
Total Expenses	-	2,159,472	-	-	2,999,335	-	-
Net Income	-	815,144	-	-	(24,719)	-	-
Actual Student Enrollment	-	540	-	-	540	-	-
*NOTE: Enrollment, Revenue and Expenditure Data IN the 'Total and Variance Analysis' Section is Based on LAST ACTUAL Quarter Completed	1st Quarter - 7/1 - 9/30			2nd Quarter - 10/1 - 12/31			3rd Quarter
	Actual	Current Budget	Variance	Actual	Current Budget	Variance	Actual
Other		-	-		-	-	
TOTAL REVENUE FROM FEDERAL SOURCES	-	151,167	-	-	151,167	-	-
LOCAL and OTHER REVENUE							
Contributions and Donations		1,250	-		1,250	-	
Fundraising		-	-		-	-	
Erate Reimbursement		1,000	-		1,000	-	
Earnings on Investments		-	-		-	-	
Interest Income		125	-		125	-	
Food Service (Income from meals)		-	-		-	-	
Text Book		10,798	-		10,798	-	
OTHER		6,250	-		6,250	-	
TOTAL REVENUE FROM LOCAL and OTHER SOURCES	-	19,423	-	-	19,423	-	-
TOTAL REVENUE	-	2,974,616	-	-	2,974,616	-	-

2019-20

Total Revenue	-	2,974,616	-	-	2,974,616	-	-
Total Expenses	-	2,159,472	-	-	2,999,335	-	-
Net Income	-	815,144	-	-	(24,719)	-	-
Actual Student Enrollment	-	540	-	-	540	-	-

*NOTE: Enrollment, Revenue and Expenditure Data IN the 'Total and Variance Analysis' Section is Based on LAST ACTUAL Quarter Completed

EXPENSES

Quarter 0

No. of Positions

ADMINISTRATIVE STAFF PERSONNEL COSTS

		Actual	Current Budget	Variance	Actual	Current Budget	Variance	Actual
Executive Management	-		51,514	-		44,155	-	
Instructional Management	-		74,562	-		63,910	-	
Deans, Directors & Coordinators	-		76,170	-		65,289	-	
CFO / Director of Finance	-		-	-		-	-	
Operation / Business Manager	-		68,086	-		58,359	-	
Administrative Staff	-		27,706	-		23,748	-	
TOTAL ADMINISTRATIVE STAFF	-	-	298,037	-	-	255,460	-	-

INSTRUCTIONAL PERSONNEL COSTS

Teachers - Regular	-		299,229	-		897,688	-	
Teachers - SPED	-		-	-		-	-	
Substitute Teachers	-		3,708	-		11,124	-	
Teaching Assistants	-		25,487	-		76,461	-	
Specialty Teachers	-		-	-		-	-	
Aides	-		23,773	-		20,377	-	
Therapists & Counselors	-		37,841	-		113,523	-	
Other	-		85,000	-		85,000	-	
TOTAL INSTRUCTIONAL	-	-	475,038	-	-	1,204,172	-	-

NON-INSTRUCTIONAL PERSONNEL COSTS

Nurse	-		-	-		-	-	
Librarian	-		-	-		-	-	
Custodian	-		53,814	-		46,126	-	
Security	-		33,678	-		28,867	-	
Other	-		53,421	-		45,789	-	
TOTAL NON-INSTRUCTIONAL	-	-	140,913	-	-	120,783	-	-

SUBTOTAL PERSONNEL SERVICE COSTS

	-	-	913,988	-	-	1,580,415	-	-
--	---	---	---------	---	---	-----------	---	---

PAYROLL TAXES AND BENEFITS

Payroll Taxes			77,689	-		134,335	-	
Fringe / Employee Benefits			242,192	-		242,192	-	
Retirement / Pension			22,166	-		38,328	-	
TOTAL PAYROLL TAXES AND BENEFITS		-	342,046	-	-	414,855	-	-

TOTAL PERSONNEL SERVICE COSTS

	-	-	1,256,034	-	-	1,995,270	-	-
--	---	---	-----------	---	---	-----------	---	---

2019-20

Total Revenue	-	2,974,616	-	-	2,974,616	-	-
Total Expenses	-	2,159,472	-	-	2,999,335	-	-
Net Income	-	815,144	-	-	(24,719)	-	-
Actual Student Enrollment	-	540	-	-	540	-	-

*NOTE: Enrollment, Revenue and Expenditure Data IN the 'Total and Variance Analysis' Section is Based on LAST ACTUAL Quarter Completed	1st Quarter - 7/1 - 9/30			2nd Quarter - 10/1 - 12/31			3rd Quarter
	Actual	Current Budget	Variance	Actual	Current Budget	Variance	Actual
CONTRACTED SERVICES							
Accounting / Audit		-	-		-	-	
Legal		6,000	-		6,000	-	
Management Company Fee		-	-		-	-	
Nurse Services		-	-		-	-	
Food Service / School Lunch		24,314	-		72,942	-	
Payroll Services		-	-		-	-	
Special Ed Services		13,000	-		13,000	-	
Titlement Services (i.e. Title I)		250	-		250	-	
Other Purchased / Professional / Consulting		136,165	-		136,165	-	
TOTAL CONTRACTED SERVICES	-	179,729	-	-	228,357	-	-

2019-20

Total Revenue	-	2,974,616	-	-	2,974,616	-	-
Total Expenses	-	2,159,472	-	-	2,999,335	-	-
Net Income	-	815,144	-	-	(24,719)	-	-
Actual Student Enrollment	-	540	-	-	540	-	-

*NOTE: Enrollment, Revenue and Expenditure Data IN the 'Total and Variance Analysis' Section is Based on LAST ACTUAL Quarter Completed	1st Quarter - 7/1 - 9/30			2nd Quarter - 10/1 - 12/31			3rd Quarter
	Actual	Current Budget	Variance	Actual	Current Budget	Variance	Actual
SCHOOL OPERATIONS							
Board Expenses		10,000	-		10,000	-	
Classroom / Teaching Supplies & Materials		6,750	-		6,750	-	
Special Ed Supplies & Materials		10,798	-		10,798	-	
Textbooks / Workbooks		45,000	-		45,000	-	
Supplies & Materials other		-	-		-	-	
Equipment / Furniture		20,500	-		20,500	-	
Telephone		7,000	-		7,000	-	
Technology		9,250	-		9,250	-	
Student Testing & Assessment		8,800	-		26,400	-	
Field Trips		2,000	-		6,000	-	
Transportation (student)		-	-		-	-	
Student Services - other		15,200	-		45,600	-	
Office Expense		16,250	-		16,250	-	
Staff Development		111,250	-		111,250	-	
Staff Recruitment		6,000	-		6,000	-	
Student Recruitment / Marketing		4,500	-		4,500	-	
School Meals / Lunch		11,000	-		11,000	-	
Travel (Staff)		2,500	-		2,500	-	
Fundraising		-	-		-	-	
Other		11,250	-		11,250	-	
TOTAL SCHOOL OPERATIONS	-	298,048	-	-	350,048	-	-
FACILITY OPERATION & MAINTENANCE							
Insurance		31,160	-		31,160	-	
Janitorial		11,500	-		11,500	-	
Building and Land Rent / Lease / Facility Finance Interest		197,500	-		197,500	-	
Repairs & Maintenance		86,000	-		86,000	-	
Equipment / Furniture		2,000	-		2,000	-	
Security		-	-		-	-	
Utilities		37,500	-		37,500	-	
TOTAL FACILITY OPERATION & MAINTENANCE	-	365,660	-	-	365,660	-	-
DEPRECIATION & AMORTIZATION		60,000	-		60,000	-	
RESERVES / CONTINGENCY		-	-		-	-	
DEFERRED RENT		-	-		-	-	

2019-20

Total Revenue	-	2,974,616	-	-	2,974,616	-	-
Total Expenses	-	2,159,472	-	-	2,999,335	-	-
Net Income	-	815,144	-	-	(24,719)	-	-
Actual Student Enrollment	-	540	-	-	540	-	-

*NOTE: Enrollment, Revenue and Expenditure Data IN the 'Total and Variance Analysis' Section is Based on LAST ACTUAL Quarter Completed	1st Quarter - 7/1 - 9/30			2nd Quarter - 10/1 - 12/31			3rd Quarter
	Actual	Current Budget	Variance	Actual	Current Budget	Variance	Actual
TOTAL EXPENSES	-	2,159,472	-	-	2,999,335	-	-
NET INCOME	-	815,144	-	-	(24,719)	-	-

NEW WORLD PREPARATORY CHAF
Budget / Operating Plan

2019-20

Total Revenue	-	2,974,616	-	-	2,974,616	-	-
Total Expenses	-	2,159,472	-	-	2,999,335	-	-
Net Income	-	815,144	-	-	(24,719)	-	-
Actual Student Enrollment	-	540	-	-	540	-	3rd C

***NOTE: Enrollment, Revenue and Expenditure Data IN the 'Total and Variance Analysis' Section is Based on LAST ACTUAL Quarter Completed**

	1st Quarter - 7/1 - 9/30			2nd Quarter - 10/1 - 12/31			3rd C
	Actual	Current Budget	Variance	Actual	Current Budget	Variance	Actual
ENROLLMENT - *School Districts Are Linked To Above Entries*							
NYC CHANCELLOR'S OFFICE	-	540	-	-	540	-	-
-	-	-	-	-	-	-	-
-	-	-	-	-	-	-	-
-	-	-	-	-	-	-	-
-	-	-	-	-	-	-	-
-	-	-	-	-	-	-	-
-	-	-	-	-	-	-	-
-	-	-	-	-	-	-	-
-	-	-	-	-	-	-	-
-	-	-	-	-	-	-	-
-	-	-	-	-	-	-	-
-	-	-	-	-	-	-	-
-	-	-	-	-	-	-	-
-	-	-	-	-	-	-	-
-	-	-	-	-	-	-	-
-	-	-	-	-	-	-	-
-	-	-	-	-	-	-	-
-	-	-	-	-	-	-	-
-	-	-	-	-	-	-	-
-	-	-	-	-	-	-	-
ALL OTHER School Districts: (Count = 0)	-	-	-	-	-	-	-
TOTAL ENROLLMENT	-	540	-	-	540	-	-
REVENUE PER PUPIL	-	5,507	-	-	5,507	-	-
EXPENSES PER PUPIL	-	3,998	-	-	5,553	-	-

CHARTER SCHOOL

n

Total Revenue	2,974,616	-	-	2,974,616	-
Total Expenses	3,275,800	-	-	4,035,036	-
Net Income	(301,185)	-	-	(1,060,420)	-
Actual Student Enrollment	540	-	-	540	-

*NOTE: Enrollment, Revenue and Expenditure Data IN the 'Total and Variance Analysis' Section is Based on LAST ACTUAL Quarter Completed	Quarter - 1/1 - 3/31		4th Quarter - 4/1 - 6/30		
	Current Budget	Variance	Actual	Current Budget	Variance

REVENUE

REVENUES FROM STATE SOURCES

Per Pupil Revenue

2019-20
Per Pupil Rate

NYC CHANCELLOR'S OFFICE

16,150

-

-

-

-

-

-

-

-

-

-

-

-

-

-

-

-

-

-

-

-

-

-

-

-

-

-

-

-

-

-

-

-

-

-

-

ALL OTHER School Districts: (Count = 0)

TOTAL Per Pupil Revenue (Weighted Average Per Pupil Funding)

16,150

Special Education Revenue

Grants

Stimulus

DYCD (Department of Youth and Community Development)

Other

NYC DoE Rental Assistance

Other

TOTAL REVENUE FROM STATE SOURCES

REVENUE FROM FEDERAL FUNDING

IDEA Special Needs

Title I

Title Funding - Other

School Food Service (Free Lunch)

Grants

Charter School Program (CSP) Planning & Implementation

Other

RTER SCHOOL

n

Total Revenue	2,974,616	-	-	2,974,616	-
Total Expenses	3,275,800	-	-	4,035,036	-
Net Income	(301,185)	-	-	(1,060,420)	-
Actual Student Enrollment	540	-	-	540	-
		Quarter - 1/1 - 3/31		4th Quarter - 4/1 - 6/30	
*NOTE: Enrollment, Revenue and Expenditure Data IN the 'Total and Variance Analysis' Section is Based on LAST ACTUAL Quarter Completed					
	Current Budget	Variance	Actual	Current Budget	Variance
Other	-	-		-	-
TOTAL REVENUE FROM FEDERAL SOURCES	151,167	-	-	151,167	-
LOCAL and OTHER REVENUE					
Contributions and Donations	1,250	-		1,250	-
Fundraising	-	-		-	-
Erate Reimbursement	1,000	-		1,000	-
Earnings on Investments	-	-		-	-
Interest Income	125	-		125	-
Food Service (Income from meals)	-	-		-	-
Text Book	10,798	-		10,798	-
OTHER	6,250	-		6,250	-
TOTAL REVENUE FROM LOCAL and OTHER SOURCES	19,423	-	-	19,423	-
TOTAL REVENUE	2,974,616	-	-	2,974,616	-

RTER SCHOOL

n

Total Revenue	2,974,616	-	-	2,974,616	-
Total Expenses	3,275,800	-	-	4,035,036	-
Net Income	(301,185)	-	-	(1,060,420)	-
Actual Student Enrollment	540	-	-	540	-

*NOTE: Enrollment, Revenue and Expenditure Data IN the 'Total and Variance Analysis' Section is Based on LAST ACTUAL Quarter Completed	Quarter - 1/1 - 3/31		4th Quarter - 4/1 - 6/30		
	Current Budget	Variance	Actual	Current Budget	Variance

EXPENSES

ADMINISTRATIVE STAFF PERSONNEL COSTS

	Quarter 0 No. of Positions				
Executive Management	-	51,514	-	44,155	-
Instructional Management	-	74,562	-	63,910	-
Deans, Directors & Coordinators	-	76,170	-	65,289	-
CFO / Director of Finance	-	-	-	-	-
Operation / Business Manager	-	68,086	-	58,359	-
Administrative Staff	-	27,706	-	23,748	-
TOTAL ADMINISTRATIVE STAFF	-	298,037	-	255,460	-

INSTRUCTIONAL PERSONNEL COSTS

Teachers - Regular	-	1,047,303	-	1,645,761	-
Teachers - SPED	-	-	-	-	-
Substitute Teachers	-	12,978	-	20,394	-
Teaching Assistants	-	89,204	-	140,178	-
Specialty Teachers	-	-	-	-	-
Aides	-	23,773	-	20,377	-
Therapists & Counselors	-	132,444	-	208,126	-
Other	-	85,000	-	85,000	-
TOTAL INSTRUCTIONAL	-	1,390,701	-	2,119,835	-

NON-INSTRUCTIONAL PERSONNEL COSTS

Nurse	-	-	-	-	-
Librarian	-	-	-	-	-
Custodian	-	53,814	-	46,126	-
Security	-	33,678	-	28,867	-
Other	-	53,421	-	45,789	-
TOTAL NON-INSTRUCTIONAL	-	140,913	-	120,783	-

SUBTOTAL PERSONNEL SERVICE COSTS

PAYROLL TAXES AND BENEFITS

Payroll Taxes	-	155,520	-	212,167	-
Fringe / Employee Benefits	-	242,192	-	242,192	-
Retirement / Pension	-	44,372	-	60,534	-
TOTAL PAYROLL TAXES AND BENEFITS	-	442,084	-	514,892	-

TOTAL PERSONNEL SERVICE COSTS

-	-	2,271,735	-	3,010,970	-
---	---	-----------	---	-----------	---

RTER SCHOOL n					
Total Revenue	2,974,616	-	-	2,974,616	
Total Expenses	3,275,800	-	-	4,035,036	-
Net Income	(301,185)	-	-	(1,060,420)	-
Actual Student Enrollment	540	-	-	540	-
*NOTE: Enrollment, Revenue and Expenditure Data IN the 'Total and Variance Analysis' Section is Based on LAST ACTUAL Quarter Completed	Quarter - 1/1 - 3/31		4th Quarter - 4/1 - 6/30		
	RTER SCHOOL n				
	Current Budget	Variance	Actual	Current Budget	Variance
CONTRACTED SERVICES					
Accounting / Audit	-	-		20,000	-
Legal	6,000	-		6,000	-
Management Company Fee	-	-		-	-
Nurse Services	-	-		-	-
Food Service / School Lunch	72,942	-		72,942	-
Payroll Services	-	-		-	-
Special Ed Services	13,000	-		13,000	-
Titlement Services (i.e. Title I)	250	-		250	-
Other Purchased / Professional / Consulting	136,165	-		136,165	-
TOTAL CONTRACTED SERVICES	228,357	-	-	248,357	-

RTER SCHOOL

n

Total Revenue	2,974,616	-	-	2,974,616	-
Total Expenses	3,275,800	-	-	4,035,036	-
Net Income	(301,185)	-	-	(1,060,420)	-
Actual Student Enrollment	540	-	-	540	-

*NOTE: Enrollment, Revenue and Expenditure Data IN the 'Total and Variance Analysis' Section is Based on LAST ACTUAL Quarter Completed	Quarter - 1/1 - 3/31		4th Quarter - 4/1 - 6/30		
	Current Budget	Variance	Actual	Current Budget	Variance
SCHOOL OPERATIONS					
Board Expenses	10,000	-		10,000	-
Classroom / Teaching Supplies & Materials	6,750	-		6,750	-
Special Ed Supplies & Materials	10,798	-		10,798	-
Textbooks / Workbooks	45,000	-		45,000	-
Supplies & Materials other	-	-		-	-
Equipment / Furniture	20,500	-		20,500	-
Telephone	7,000	-		7,000	-
Technology	9,250	-		9,250	-
Student Testing & Assessment	26,400	-		26,400	-
Field Trips	6,000	-		6,000	-
Transportation (student)	-	-		-	-
Student Services - other	45,600	-		45,600	-
Office Expense	16,250	-		16,250	-
Staff Development	111,250	-		111,250	-
Staff Recruitment	6,000	-		6,000	-
Student Recruitment / Marketing	4,500	-		4,500	-
School Meals / Lunch	11,000	-		11,000	-
Travel (Staff)	2,500	-		2,500	-
Fundraising	-	-		-	-
Other	11,250	-		11,250	-
TOTAL SCHOOL OPERATIONS	350,048	-	-	350,048	-
FACILITY OPERATION & MAINTENANCE					
Insurance	31,160	-		31,160	-
Janitorial	11,500	-		11,500	-
Building and Land Rent / Lease / Facility Finance Interest	197,500	-		197,500	-
Repairs & Maintenance	86,000	-		86,000	-
Equipment / Furniture	2,000	-		2,000	-
Security	-	-		-	-
Utilities	37,500	-		37,500	-
TOTAL FACILITY OPERATION & MAINTENANCE	365,660	-	-	365,660	-
DEPRECIATION & AMORTIZATION	60,000	-		60,000	-
RESERVES / CONTINGENCY	-	-		-	-
DEFERRED RENT	-	-		-	-

RTER SCHOOL					
n					
RTER SCHOOL					
Total Revenue	2,974,616	-	-	2,974,616	-
Total Expenses	3,275,800	-	-	4,035,036	-
Net Income	(301,185)	-	-	(1,060,420)	-
Actual Student Enrollment	540	-	-	540	-
			Quarter - 1/1 - 3/31		4th Quarter - 4/1 - 6/30
*NOTE: Enrollment, Revenue and Expenditure Data IN the 'Total and Variance Analysis' Section is Based on LAST ACTUAL Quarter Completed			Quarter - 1/1 - 3/31		
			Budget	Variance	Actual Current Budget Variance
TOTAL EXPENSES	3,275,800	-	-	-	4,035,036 -
NET INCOME	(301,185)	-	-	-	(1,060,420) -

RTER SCHOOL					
n					
Total Revenue	2,974,616	-	-	2,974,616	-
Total Expenses	3,275,800	-	-	4,035,036	-
Net Income	(301,185)	-	-	(1,060,420)	-
Actual Student Enrollment	Quarter - 1/1 - 3/31	540	-	540	-
*NOTE: Enrollment, Revenue and Expenditure Data IN the 'Total and Variance Analysis' Section is Based on LAST ACTUAL Quarter Completed		Quarter - 1/1 - 3/31		4th Quarter - 4/1 - 6/30	
		Current Budget	Variance	Actual	Current Budget
ENROLLMENT - *School Districts Are Linked To Above Entries*					
NYC CHANCELLOR'S OFFICE	540	-	-	540	-
-	-	-	-	-	-
-	-	-	-	-	-
-	-	-	-	-	-
-	-	-	-	-	-
-	-	-	-	-	-
-	-	-	-	-	-
-	-	-	-	-	-
-	-	-	-	-	-
-	-	-	-	-	-
-	-	-	-	-	-
-	-	-	-	-	-
-	-	-	-	-	-
-	-	-	-	-	-
-	-	-	-	-	-
ALL OTHER School Districts: (Count = 0)	-	-	-	-	-
TOTAL ENROLLMENT	540	-	-	540	-
REVENUE PER PUPIL	5,507	-	-	5,507	-
EXPENSES PER PUPIL	6,065	-	-	7,471	-

Budget / Operating Plan

Total Revenue	-	-	-	11,898,463	(11,898,463)	-	-	11,898,463
Total Expenses	-	-	-	12,469,643	12,469,643	-	-	12,469,643
Net Income	-	-	-	(571,180)	571,180	-	-	(571,180)
Actual Student Enrollment	-	-	-			-	-	

	Current Budget (Current Quarter)	Actual vs. Current Budget	Current Budget - TY	Actual vs. Current Budget TY	Original Budget (Current Quarter)	Actual vs. Original Budget	Original Budget -
--	---	------------------------------------	------------------------	---------------------------------------	--	-------------------------------------	----------------------

16,150

[illegible]

Other

-	-	-	8,722,728	(8,722,728)	-	-	8,722,728
-	-	-	-	-	-	-	-
-	-	-	-	-	-	-	-
-	-	-	-	-	-	-	-
-	-	-	-	-	-	-	-
-	-	-	-	-	-	-	-
-	-	-	-	-	-	-	-
-	-	-	-	-	-	-	-
-	-	-	-	-	-	-	-
-	-	-	-	-	-	-	-
-	-	-	-	-	-	-	-
-	-	-	-	-	-	-	-
-	-	-	-	-	-	-	-
-	-	-	-	-	-	-	-
-	-	-	-	-	-	-	-
-	-	-	-	-	-	-	-
-	-	-	8,722,728	(8,722,728)	-	-	8,722,728
-	-	-	1,864,469	(1,864,469)	-	-	1,864,469
-	-	-	-	-	-	-	-
-	-	-	-	-	-	-	-
-	-	-	112,868	(112,868)	-	-	112,868
-	-	-	510,758	(510,758)	-	-	510,758
-	-	-	5,279	(5,279)	-	-	5,279
-	-	-	11,216,102	(11,216,102)	-	-	11,216,102
-	-	-	84,568	(84,568)	-	-	84,568
-	-	-	235,684	(235,684)	-	-	235,684
-	-	-	28,495	(28,495)	-	-	28,495
-	-	-	255,921	(255,921)	-	-	255,921
-	-	-	-	-	-	-	-
-	-	-	-	-	-	-	-

				NEW WORLD PREPARATORY CHARTER SCHOOL						
				Budget / Operating Plan						
				2019-20						
Total Revenue	-	-	-	11,898,463	(11,898,463)	-	-	11,898,463		
Total Expenses	-	-	-	12,469,643	12,469,643	-	-	12,469,643		
Net Income	-	-	-	(571,180)	571,180	-	-	(571,180)		
Actual Student Enrollment	-	-	-			-	-			
				TOTALS AND VARIANCE ANALYSIS						
*NOTE: Enrollment, Revenue and Expenditure Data IN the 'Total and Variance Analysis' Section is Based on LAST ACTUAL Quarter Completed				Current Budget	Actual vs.	Current Budget	Actual vs.	Original Budget	Actual vs.	Original Budget
				(Current Quarter)	Current Budget	- TY	Current Budget TY	(Current Quarter)	Original Budget	Original Budget - TY
Other				-	-	-	-	-	-	-
TOTAL REVENUE FROM FEDERAL SOURCES				-	-	-	604,668	(604,668)	-	604,668
LOCAL and OTHER REVENUE										
Contributions and Donations				-	-	-	5,000	(5,000)	-	5,000
Fundraising				-	-	-	-	-	-	-
Erate Reimbursement				-	-	-	4,000	(4,000)	-	4,000
Earnings on Investments				-	-	-	-	-	-	-
Interest Income				-	-	-	500	(500)	-	500
Food Service (Income from meals)				-	-	-	-	-	-	-
Text Book				-	-	-	43,193	(43,193)	-	43,193
OTHER				-	-	-	25,000	(25,000)	-	25,000
TOTAL REVENUE FROM LOCAL and OTHER SOURCES				-	-	-	77,693	(77,693)	-	77,693
TOTAL REVENUE				-	-	-	11,898,463	(11,898,463)	-	11,898,463

				NEW WORLD PREPARATORY CHARTER SCHOOL							
				Budget / Operating Plan							
				2019-20							
Total Revenue				-	-	-	11,898,463	(11,898,463)	-	-	11,898,463
Total Expenses				-	-	-	12,469,643	12,469,643	-	-	12,469,643
Net Income				-	-	-	(571,180)	571,180	-	-	(571,180)
Actual Student Enrollment				-	-	-			-	-	
*NOTE: Enrollment, Revenue and Expenditure Data IN the 'Total and Variance Analysis' Section is Based on LAST ACTUAL Quarter Completed				TOTALS AND VARIANCE ANALYSIS							
				Actual	Current Budget (Current Quarter)	Actual vs. Current Budget	Current Budget - TY	Actual vs. Current Budget TY	Original Budget (Current Quarter)	Actual vs. Original Budget	Original Budget - TY
EXPENSES											
ADMINISTRATIVE STAFF PERSONNEL COSTS											
Executive Management				-	-	-	191,337	191,337	-	-	191,337
Instructional Management				-	-	-	276,945	276,945	-	-	276,945
Deans, Directors & Coordinators				-	-	-	282,917	282,917	-	-	282,917
CFO / Director of Finance				-	-	-	-	-	-	-	-
Operation / Business Manager				-	-	-	252,889	252,889	-	-	252,889
Administrative Staff				-	-	-	102,907	102,907	-	-	102,907
TOTAL ADMINISTRATIVE STAFF				-	-	-	1,106,995	1,106,995	-	-	1,106,995
INSTRUCTIONAL PERSONNEL COSTS											
Teachers - Regular				-	-	-	3,889,981	3,889,981	-	-	3,889,981
Teachers - SPED				-	-	-	-	-	-	-	-
Substitute Teachers				-	-	-	48,204	48,204	-	-	48,204
Teaching Assistants				-	-	-	331,329	331,329	-	-	331,329
Specialty Teachers				-	-	-	-	-	-	-	-
Aides				-	-	-	88,299	88,299	-	-	88,299
Therapists & Counselors				-	-	-	491,933	491,933	-	-	491,933
Other				-	-	-	340,000	340,000	-	-	340,000
TOTAL INSTRUCTIONAL				-	-	-	5,189,746	5,189,746	-	-	5,189,746
NON-INSTRUCTIONAL PERSONNEL COSTS											
Nurse				-	-	-	-	-	-	-	-
Librarian				-	-	-	-	-	-	-	-
Custodian				-	-	-	199,880	199,880	-	-	199,880
Security				-	-	-	125,090	125,090	-	-	125,090
Other				-	-	-	198,421	198,421	-	-	198,421
TOTAL NON-INSTRUCTIONAL				-	-	-	523,391	523,391	-	-	523,391
SUBTOTAL PERSONNEL SERVICE COSTS				-	-	-	6,820,132	6,820,132	-	-	6,820,132
PAYROLL TAXES AND BENEFITS											
Payroll Taxes				-	-	-	579,711	579,711	-	-	579,711
Fringe / Employee Benefits				-	-	-	968,767	968,767	-	-	968,767
Retirement / Pension				-	-	-	165,399	165,399	-	-	165,399
TOTAL PAYROLL TAXES AND BENEFITS				-	-	-	1,713,877	1,713,877	-	-	1,713,877
TOTAL PERSONNEL SERVICE COSTS				-	-	-	8,534,009	8,534,009	-	-	8,534,009

				NEW WORLD PREPARATORY CHARTER SCHOOL				
				Budget / Operating Plan				
				2019-20				
Total Revenue	-	-	-	11,898,463	(11,898,463)	-	-	11,898,463
Total Expenses	-	-	-	12,469,643	12,469,643	-	-	12,469,643
Net Income	-	-	-	(571,180)	571,180	-	-	(571,180)
Actual Student Enrollment	-	-	-			-	-	
				TOTALS AND VARIANCE ANALYSIS				
*NOTE: Enrollment, Revenue and Expenditure Data IN the 'Total and Variance Analysis' Section is Based on LAST ACTUAL Quarter Completed				Current	Actual	Current	Actual	Original
				Budget	vs.	Budget - TY	vs.	Budget
				(Current	Current		(Current	Original
				Quarter)	Budget		Quarter)	Budget
				Actual				Budget -
CONTRACTED SERVICES								
Accounting / Audit	-	-	-	20,000	20,000	-	-	20,000
Legal	-	-	-	24,000	24,000	-	-	24,000
Management Company Fee	-	-	-	-	-	-	-	-
Nurse Services	-	-	-	-	-	-	-	-
Food Service / School Lunch	-	-	-	243,140	243,140	-	-	243,140
Payroll Services	-	-	-	-	-	-	-	-
Special Ed Services	-	-	-	52,000	52,000	-	-	52,000
Titlement Services (i.e. Title I)	-	-	-	1,000	1,000	-	-	1,000
Other Purchased / Professional / Consulting	-	-	-	544,660	544,660	-	-	544,660
TOTAL CONTRACTED SERVICES	-	-	-	884,800	884,800	-	-	884,800

				NEW WORLD PREPARATORY CHARTER SCHOOL				
				Budget / Operating Plan				
				2019-20				
Total Revenue	-	-	-	11,898,463	(11,898,463)	-	-	11,898,463
Total Expenses	-	-	-	12,469,643	12,469,643	-	-	12,469,643
Net Income	-	-	-	(571,180)	571,180	-	-	(571,180)
Actual Student Enrollment	-	-	-			-	-	
				TOTALS AND VARIANCE ANALYSIS				
*NOTE: Enrollment, Revenue and Expenditure Data IN the 'Total and Variance Analysis' Section is Based on LAST ACTUAL Quarter Completed				Current	Actual	Current	Original	Actual
				Budget	vs.	Budget - TY	Budget	vs.
				(Current	Current		(Current	Original
				Quarter)	Budget		Quarter)	Budget
				Actual				Budget -
SCHOOL OPERATIONS								
Board Expenses	-	-	-	40,000	40,000	-	-	40,000
Classroom / Teaching Supplies & Materials	-	-	-	27,000	27,000	-	-	27,000
Special Ed Supplies & Materials	-	-	-	43,193	43,193	-	-	43,193
Textbooks / Workbooks	-	-	-	180,000	180,000	-	-	180,000
Supplies & Materials other	-	-	-	-	-	-	-	-
Equipment / Furniture	-	-	-	82,000	82,000	-	-	82,000
Telephone	-	-	-	28,000	28,000	-	-	28,000
Technology	-	-	-	37,000	37,000	-	-	37,000
Student Testing & Assessment	-	-	-	88,000	88,000	-	-	88,000
Field Trips	-	-	-	20,000	20,000	-	-	20,000
Transportation (student)	-	-	-	-	-	-	-	-
Student Services - other	-	-	-	152,000	152,000	-	-	152,000
Office Expense	-	-	-	65,000	65,000	-	-	65,000
Staff Development	-	-	-	445,000	445,000	-	-	445,000
Staff Recruitment	-	-	-	24,000	24,000	-	-	24,000
Student Recruitment / Marketing	-	-	-	18,000	18,000	-	-	18,000
School Meals / Lunch	-	-	-	44,000	44,000	-	-	44,000
Travel (Staff)	-	-	-	10,000	10,000	-	-	10,000
Fundraising	-	-	-	-	-	-	-	-
Other	-	-	-	45,000	45,000	-	-	45,000
TOTAL SCHOOL OPERATIONS	-	-	-	1,348,193	1,348,193	-	-	1,348,193
FACILITY OPERATION & MAINTENANCE								
Insurance	-	-	-	124,641	124,641	-	-	124,641
Janitorial	-	-	-	46,000	46,000	-	-	46,000
Building and Land Rent / Lease / Facility Finance Interest	-	-	-	790,000	790,000	-	-	790,000
Repairs & Maintenance	-	-	-	344,000	344,000	-	-	344,000
Equipment / Furniture	-	-	-	8,000	8,000	-	-	8,000
Security	-	-	-	-	-	-	-	-
Utilities	-	-	-	150,000	150,000	-	-	150,000
TOTAL FACILITY OPERATION & MAINTENANCE	-	-	-	1,462,641	1,462,641	-	-	1,462,641
DEPRECIATION & AMORTIZATION				-	-	-	-	-
RESERVES / CONTINGENCY				-	-	-	-	-
DEFERRED RENT				-	-	-	-	-

				NEW WORLD PREPARATORY CHARTER SCHOOL				
				Budget / Operating Plan				
				2019-20				
Total Revenue	-	-	-	11,898,463	(11,898,463)	-	-	11,898,463
Total Expenses	-	-	-	12,469,643	12,469,643	-	-	12,469,643
Net Income	-	-	-	(571,180)	571,180	-	-	(571,180)
Actual Student Enrollment	-	-	-			-	-	
				TOTALS AND VARIANCE ANALYSIS				
*NOTE: Enrollment, Revenue and Expenditure Data IN the 'Total and Variance Analysis' Section is Based on LAST ACTUAL Quarter Completed				Current	Actual		Actual	Original
				Budget	vs.	Current	vs.	Budget
				(Current	Current	Budget - TY	Current	(Current
				Quarter)	Budget		Budget TY	Quarter)
				Actual				Original
								Budget
								vs. Original
								Budget -
TOTAL EXPENSES	-	-	-	12,469,643	12,469,643	-	-	12,469,643
NET INCOME	-	-	-	(571,180)	571,180	-	-	(571,180)

				NEW WORLD PREPARATORY CHARTER SCHOOL							
				2019-20 Budget / Operating Plan							
				2019-20							
Total Revenue	-	-	-	11,898,463	(11,898,463)	-	-	11,898,463			
Total Expenses	-	-	-	12,469,643	12,469,643	-	-	12,469,643			
Net Income	-	-	-	(571,180)	571,180	-	-	(571,180)			
Actual Student Enrollment	-	-	-	TOTALS AND VARIANCE ANALYSIS							
				TOTALS AND VARIANCE ANALYSIS							
*NOTE: Enrollment, Revenue and Expenditure Data IN the 'Total and Variance Analysis' Section is Based on LAST ACTUAL Quarter Completed				Actual	Current Budget (Current Quarter)	Actual vs. Current Budget	Current Budget - TY	Actual vs. Current Budget TY	Original Budget (Current Quarter)	Actual vs. Original Budget	Original Budget - TY
ENROLLMENT - *School Districts Are Linked To Above Entries*				* Enrollment Data Based on Last Actual Quarter Completed							
NYC CHANCELLOR'S OFFICE				-	-	-		-	-		
-				-	-	-		-	-		
-				-	-	-		-	-		
-				-	-	-		-	-		
-				-	-	-		-	-		
-				-	-	-		-	-		
-				-	-	-		-	-		
-				-	-	-		-	-		
-				-	-	-		-	-		
-				-	-	-		-	-		
-				-	-	-		-	-		
-				-	-	-		-	-		
-				-	-	-		-	-		
-				-	-	-		-	-		
-				-	-	-		-	-		
-				-	-	-		-	-		
-				-	-	-		-	-		
ALL OTHER School Districts: (Count = 0)				-	-	-		-	-		
TOTAL ENROLLMENT				-	-	-		-	-		
REVENUE PER PUPIL				-	-	-		-	-		
EXPENSES PER PUPIL				-	-	-		-	-		

L				
Total Revenue	(11,898,463)	-	-	-
Total Expenses	12,469,643	-	-	-
Net Income	571,180	-	-	-
Actual Student Enrollment		-	-	-
*NOTE: Enrollment, Revenue and Expenditure Data IN the 'Total and Variance Analysis' Section is Based on LAST ACTUAL Quarter Completed		Actual vs. Original Budget TY	PY Actual (PY TY / No. of COMPLETED Actual CY	Actual CY vs. Actual PY
REVENUE				
REVENUES FROM STATE SOURCES				
Per Pupil Revenue	2019-20 Per Pupil Rate			
NYC CHANCELLOR'S OFFICE	16,150	(8,722,728)	-	-
-	-	-	-	-
-	-	-	-	-
-	-	-	-	-
-	-	-	-	-
-	-	-	-	-
-	-	-	-	-
-	-	-	-	-
-	-	-	-	-
-	-	-	-	-
-	-	-	-	-
-	-	-	-	-
-	-	-	-	-
-	-	-	-	-
-	-	-	-	-
ALL OTHER School Districts: (Count = 0)	-	-	-	-
TOTAL Per Pupil Revenue (Weighted Average Per Pupil Funding)	16,150	(8,722,728)	-	-
Special Education Revenue		(1,864,469)	-	-
Grants				
Stimulus		-	-	-
DYCD (Department of Youth and Community Development)		-	-	-
Other		(112,868)	-	-
NYC DoE Rental Assistance		(510,758)	-	-
Other		(5,279)	-	-
TOTAL REVENUE FROM STATE SOURCES		(11,216,102)	-	-
REVENUE FROM FEDERAL FUNDING				
IDEA Special Needs		(84,568)	-	-
Title I		(235,684)	-	-
Title Funding - Other		(28,495)	-	-
School Food Service (Free Lunch)		(255,921)	-	-
Grants				
Charter School Program (CSP) Planning & Implementation		-	-	-
Other		-	-	-

L				
Total Revenue	(11,898,463)	-	-	
Total Expenses	12,469,643	-	-	
Net Income	571,180	-	-	
Actual Student Enrollment		-	-	
<p>*NOTE: Enrollment, Revenue and Expenditure Data IN the 'Total and Variance Analysis' Section is Based on LAST ACTUAL Quarter Completed</p>				
	Actual vs. Original Budget TY	PY Actual (PY TY / No. of COMPLETED Actual CY	Actual CY vs. Actual PY	
EXPENSES				
ADMINISTRATIVE STAFF PERSONNEL COSTS				
	Quarter 0			
	No. of Positions			
Executive Management	-	191,337	-	-
Instructional Management	-	276,945	-	-
Deans, Directors & Coordinators	-	282,917	-	-
CFO / Director of Finance	-	-	-	-
Operation / Business Manager	-	252,889	-	-
Administrative Staff	-	102,907	-	-
TOTAL ADMINISTRATIVE STAFF	-	1,106,995	-	-
INSTRUCTIONAL PERSONNEL COSTS				
Teachers - Regular	-	3,889,981	-	-
Teachers - SPED	-	-	-	-
Substitute Teachers	-	48,204	-	-
Teaching Assistants	-	331,329	-	-
Specialty Teachers	-	-	-	-
Aides	-	88,299	-	-
Therapists & Counselors	-	491,933	-	-
Other	-	340,000	-	-
TOTAL INSTRUCTIONAL	-	5,189,746	-	-
NON-INSTRUCTIONAL PERSONNEL COSTS				
Nurse	-	-	-	-
Librarian	-	-	-	-
Custodian	-	199,880	-	-
Security	-	125,090	-	-
Other	-	198,421	-	-
TOTAL NON-INSTRUCTIONAL	-	523,391	-	-
SUBTOTAL PERSONNEL SERVICE COSTS				
	-	6,820,132	-	-
PAYROLL TAXES AND BENEFITS				
Payroll Taxes		579,711	-	-
Fringe / Employee Benefits		968,767	-	-
Retirement / Pension		165,399	-	-
TOTAL PAYROLL TAXES AND BENEFITS		1,713,877	-	-
TOTAL PERSONNEL SERVICE COSTS				
	-	8,534,009	-	-

Total Revenue	(11,898,463)	-	-
Total Expenses	12,469,643	-	-
Net Income	571,180	-	-
Actual Student Enrollment		-	-
<p>*NOTE: Enrollment, Revenue and Expenditure Data IN the 'Total and Variance Analysis' Section is Based on LAST ACTUAL Quarter Completed</p>			
	Actual vs. Original Budget TY	PY Actual (PY TY / No. of COMPLETED Actual CY	Actual CY vs. Actual PY
CONTRACTED SERVICES			
Accounting / Audit	20,000	-	-
Legal	24,000	-	-
Management Company Fee	-	-	-
Nurse Services	-	-	-
Food Service / School Lunch	243,140	-	-
Payroll Services	-	-	-
Special Ed Services	52,000	-	-
Titlement Services (i.e. Title I)	1,000	-	-
Other Purchased / Professional / Consulting	544,660	-	-
TOTAL CONTRACTED SERVICES	884,800	-	-

L			
Total Revenue	(11,898,463)	-	-
Total Expenses	12,469,643	-	-
Net Income	571,180	-	-
Actual Student Enrollment		-	-
*NOTE: Enrollment, Revenue and Expenditure Data IN the 'Total and Variance Analysis' Section is Based on LAST ACTUAL Quarter Completed	Actual vs. Original Budget TY	PY Actual (PY TY / No. of COMPLETED Actual CY	Actual CY vs. Actual PY
SCHOOL OPERATIONS			
Board Expenses	40,000	-	-
Classroom / Teaching Supplies & Materials	27,000	-	-
Special Ed Supplies & Materials	43,193	-	-
Textbooks / Workbooks	180,000	-	-
Supplies & Materials other	-	-	-
Equipment / Furniture	82,000	-	-
Telephone	28,000	-	-
Technology	37,000	-	-
Student Testing & Assessment	88,000	-	-
Field Trips	20,000	-	-
Transportation (student)	-	-	-
Student Services - other	152,000	-	-
Office Expense	65,000	-	-
Staff Development	445,000	-	-
Staff Recruitment	24,000	-	-
Student Recruitment / Marketing	18,000	-	-
School Meals / Lunch	44,000	-	-
Travel (Staff)	10,000	-	-
Fundraising	-	-	-
Other	45,000	-	-
TOTAL SCHOOL OPERATIONS	1,348,193	-	-
FACILITY OPERATION & MAINTENANCE			
Insurance	124,641	-	-
Janitorial	46,000	-	-
Building and Land Rent / Lease / Facility Finance Interest	790,000	-	-
Repairs & Maintenance	344,000	-	-
Equipment / Furniture	8,000	-	-
Security	-	-	-
Utilities	150,000	-	-
TOTAL FACILITY OPERATION & MAINTENANCE	1,462,641	-	-
DEPRECIATION & AMORTIZATION	240,000	-	-
RESERVES / CONTINGENCY	-	-	-
DEFERRED RENT	-	-	-

L			
Total Revenue	(11,898,463)	-	-
Total Expenses	12,469,643	-	-
Net Income	571,180	-	-
Actual Student Enrollment		-	-
<div> <div> *NOTE: Enrollment, Revenue and Expenditure Data IN the 'Total and Variance Analysis' Section is Based on LAST ACTUAL Quarter Completed </div> <div> <div>Actual vs. Original Budget TY</div> <div>PY Actual (PY TY / No. of COMPLETED Actual CY</div> <div>Actual CY vs. Actual PY</div> </div> </div>			
TOTAL EXPENSES	12,469,643	-	-
NET INCOME	571,180	-	-

L				-
Total Revenue	(11,898,463)	-	-	-
Total Expenses	12,469,643	-	-	-
Net Income	571,180	-	-	-
Actual Student Enrollment		-	-	-
*NOTE: Enrollment, Revenue and Expenditure Data IN the 'Total and Variance Analysis' Section is Based on LAST ACTUAL Quarter Completed		Actual vs. Original Budget TY	PY Actual (PY TY / No. of COMPLETED Actual CY	Actual CY vs. Actual PY
ENROLLMENT - *School Districts Are Linked To Above Entries*				
NYC CHANCELLOR'S OFFICE			-	-
-			-	-
-			-	-
-			-	-
-			-	-
-			-	-
-			-	-
-			-	-
-			-	-
-			-	-
-			-	-
-			-	-
-			-	-
-			-	-
-			-	-
ALL OTHER School Districts: (Count = 0)			-	-
TOTAL ENROLLMENT			-	-
REVENUE PER PUPIL			-	-
EXPENSES PER PUPIL			-	-



Annual Report Requirement
for SUNY Authorized Charter Schools
NEW WORLD PREPARATORY CHARTER SCHOOL
2019-20

Administrative
expenditures per pupil:

\$0.00

Per NYS Statute

Administrative expenditures per pupil: the sum of all general administration salaries and other general administration expenditures divided by the total number of enrolled students. Employee benefit costs or expenditures should not be reported here.

***NOTE: THIS TAB ONLY NEEDS TO BE COMPLETED FOR Q4**

Larry

Disclosure of Financial Interest by a Current or Proposed Board of Trustees Member – Board of Regents-Authorized Charter Schools

Name:

Larry Miraldi

Name of Charter School Education Corporation (the Charter School Name, if the charter school is the only school operated by the education corporation):

New World Preparatory C.S.

1. List all positions held on the education corporation Board of Trustees ("Board") (e.g. president, treasurer, parent representative).

2. Are you an employee of any school operated by the education corporation?
____ Yes ☒ No

If **Yes**, for each school, please provide a description of the position(s) you hold, your responsibilities, your salary and your start date.

3. Are you a past, current, or prospective employee of the charter school, education corporation, and/or an entity that provides comprehensive management services ("CMO"), whether for-profit or not-for-profit, which contracts, or may contract, with the charter school or education corporation; or do you serve as an employee, officer, or director of, or own a controlling interest in, a business or entity that contracts, or does business with, or plans to contract or do business with, the charter school, education corporation, and/or a CMO, whether for-profit or not-for-profit, including, but not limited to, the lease of real or personal property to the said entities?

____ Yes ☒ No

If **Yes**, please provide a description of the position(s) you hold, your responsibilities, your salary and your start date.

Lopez

Disclosure of Financial Interest by a Current or Proposed Board of Trustees Member – Board of Regents-Authorized Charter Schools

Name:

BERNARD A. LOPEZ

Name of Charter School Education Corporation (the Charter School Name, if the charter school is the only school operated by the education corporation):

1. List all positions held on the education corporation Board of Trustees ("Board") (e.g. president, treasurer, parent representative).

TRUSTEE

2. Are you an employee of any school operated by the education corporation?
 Yes ✓ No

If **Yes**, for each school, please provide a description of the position(s) you hold, your responsibilities, your salary and your start date.

3. Are you a past, current, or prospective employee of the charter school, education corporation, and/or an entity that provides comprehensive management services ("CMO"), whether for-profit or not-for-profit, which contracts, or may contract, with the charter school or education corporation; or do you serve as an employee, officer, or director of, or own a controlling interest in, a business or entity that contracts, or does business with, or plans to contract or do business with, the charter school, education corporation, and/or a CMO, whether for-profit or not-for-profit, including, but not limited to, the lease of real or personal property to the said entities?

 Yes ✓ No

If **Yes**, please provide a description of the position(s) you hold, your responsibilities, your salary and your start date.

<p>Disclosure of Financial Interest by a Current or Proposed Board of Trustees Member – Board of Regents-Authorized Charter Schools</p>
--

Name:

Carin Guarasci

Name of Charter School Education Corporation (the Charter School Name, if the charter school is the only school operated by the education corporation):

New World Preparatory

1. List all positions held on the education corporation Board of Trustees ("Board") (e.g. president, treasurer, parent representative).

Trustee.

2. Are you an employee of any school operated by the education corporation?
☐ Yes ☒ No

If **Yes**, for each school, please provide a description of the position(s) you hold, your responsibilities, your salary and your start date.

3. Are you a past, current, or prospective employee of the charter school, education corporation, and/or an entity that provides comprehensive management services ("CMO"), whether for-profit or not-for-profit, which contracts, or may contract, with the charter school or education corporation; or do you serve as an employee, officer, or director of, or own a controlling interest in, a business or entity that contracts, or does business with, or plans to contract or do business with, the charter school, education corporation, and/or a CMO, whether for-profit or not-for-profit, including, but not limited to, the lease of real or personal property to the said entities?

☐ Yes ☒ No

If **Yes**, please provide a description of the position(s) you hold, your responsibilities, your salary and your start date.

<p>Disclosure of Financial Interest by a Current or Proposed Board of Trustees Member – Board of Regents-Authorized Charter Schools</p>
--

Name:

Arnold Obey

Name of Charter School Education Corporation (the Charter School Name, if the charter school is the only school operated by the education corporation):

New world Preparatory

1. List all positions held on the education corporation Board of Trustees ("Board") (e.g. president, treasurer, parent representative).

Trustee.

2. Are you an employee of any school operated by the education corporation?
☐ Yes ☒ No

If **Yes**, for each school, please provide a description of the position(s) you hold, your responsibilities, your salary and your start date.

3. Are you a past, current, or prospective employee of the charter school, education corporation, and/or an entity that provides comprehensive management services ("CMO"), whether for-profit or not-for-profit, which contracts, or may contract, with the charter school or education corporation; or do you serve as an employee, officer, or director of, or own a controlling interest in, a business or entity that contracts, or does business with, or plans to contract or do business with, the charter school, education corporation, and/or a CMO, whether for-profit or not-for-profit, including, but not limited to, the lease of real or personal property to the said entities?

☐ Yes ☒ No

If **Yes**, please provide a description of the position(s) you hold, your responsibilities, your salary and your start date.

Tobin


Organization conducting business with the school(s)	Nature of business conducted	Approximate value of the business conducted	Name of Trustee and/or immediate family member of household holding an interest in the organization conducting business with the school(s) and the nature of the interest	Steps taken to avoid conflict of interest
Please write "None" if applicable. Do not leave this space blank.				

Signature John P. Tobin Date 6/27/19

Please note that this document is considered a public record and, as such, may be made available to members of the public upon request under the Freedom of Information Law. Personal contact information provided below will be redacted.

Business Telephone: N/A

Business Address: N/A



**Disclosure of Financial Interest by a Current or Proposed Board of
Trustees Member – Board of Regents-Authorized Charter Schools**

Name:

Terry Troia

Name of Charter School Education Corporation (the Charter School Name, if the charter school is the only school operated by the education corporation):

New World Preparatory

1. List all positions held on the education corporation Board of Trustees ("Board") (e.g. president, treasurer, parent representative).

Secretary

2. Are you an employee of any school operated by the education corporation?
 Yes ☒ No

If **Yes**, for each school, please provide a description of the position(s) you hold, your responsibilities, your salary and your start date.

3. Are you a past, current, or prospective employee of the charter school, education corporation, and/or an entity that provides comprehensive management services ("CMO"), whether for-profit or not-for-profit, which contracts, or may contract, with the charter school or education corporation; or do you serve as an employee, officer, or director of, or own a controlling interest in, a business or entity that contracts, or does business with, or plans to contract or do business with, the charter school, education corporation, and/or a CMO, whether for-profit or not-for-profit, including, but not limited to, the lease of real or personal property to the said entities?

 Yes ☒ No

If **Yes**, please provide a description of the position(s) you hold, your responsibilities, your salary and your start date.

Disclosure of Financial Interest by a Current or Proposed Board of Trustees Member – Board of Regents-Authorized Charter Schools

Name:

ANAVELIA ROMERO

Name of Charter School Education Corporation (the Charter School Name, if the charter school is the only school operated by the education corporation):

NEW WORLD PREPARATORY CHARTER SCHOOL

1. List all positions held on the education corporation Board of Trustees ("Board") (e.g. president, treasurer, parent representative).

PARENT REPRESENTATIVE - PTO PRESIDENT

2. Are you an employee of any school operated by the education corporation?
☐ Yes ☒ No

If Yes, for each school, please provide a description of the position(s) you hold, your responsibilities, your salary and your start date.

3. Are you a past, current, or prospective employee of the charter school, education corporation, and/or an entity that provides comprehensive management services ("CMO"), whether for-profit or not-for-profit, which contracts, or may contract, with the charter school or education corporation; or do you serve as an employee, officer, or director of, or own a controlling interest in, a business or entity that contracts, or does business with, or plans to contract or do business with, the charter school, education corporation, and/or a CMO, whether for-profit or not-for-profit, including, but not limited to, the lease of real or personal property to the said entities?

☐ Yes ☒ No

If Yes, please provide a description of the position(s) you hold, your responsibilities, your salary and your start date.

4. Identify each interest/transaction (and provide the requested information) that you or any of your immediate family members or any persons who live with you in your house have held or engaged in with the charter school(s) operated by the education corporation during the time you have served on the Board, and in the six-month period prior to such service. If there has been no such interest or transaction, write **None**. Please note that if you answered **Yes** to Questions 2-3 above, you need not disclose again your employment status, salary, etc.

Date(s)	Nature of financial interest/transaction	Steps taken to avoid a conflict of interest, (e.g., did not vote, did not participate in discussion)	Name of person holding interest or engaging in transaction and relationship to you
<i>Please write "None" if applicable. Do not leave this space blank.</i>			
	None		

5. Identify each individual, business, corporation, union association, firm, partnership, franchise holding company, joint-stock company, business or real estate trust, non-profit organization, or other organization or group of people doing business with the school(s) operated by the education corporation and in which such entity, during the time of your tenure as a trustee, you and/or your immediate family member(s) or person(s) living in your house had a financial interest or other relationship. If you are a member, director, officer or employee of an organization formally partnered with the school(s) that is/are doing business with the school(s) through a management or services agreement, please identify only the name of the organization, your position in the organization, and the relationship between such organization and the school(s). If there was no financial interest, write "**None**."

4. Identify each interest/transaction (and provide the requested information) that you or any of your immediate family members or any persons who live with you in your house have held or engaged in with the charter school(s) operated by the education corporation during the time you have served on the Board, and in the six-month period prior to such service. If there has been no such interest or transaction, write **None**. Please note that if you answered **Yes** to Questions 2-3 above, you need not disclose again your employment status, salary, etc.

Date(s)	Nature of financial interest/transaction	Steps taken to avoid a conflict of interest, (e.g., did not vote, did not participate in discussion)	Name of person holding interest or engaging in transaction and relationship to you
<i>Please write "None" if applicable. Do not leave this space blank.</i>			

5. Identify each individual, business, corporation, union association, firm, partnership, franchise holding company, joint-stock company, business or real estate trust, non-profit organization, or other organization or group of people doing business with the school(s) operated by the education corporation and in which such entity, during the time of your tenure as a trustee, you and/or your immediate family member(s) or person(s) living in your house had a financial interest or other relationship. If you are a member, director, officer or employee of an organization formally partnered with the school(s) that is/are doing business with the school(s) through a management or services agreement, please identify only the name of the organization, your position in the organization, and the relationship between such organization and the school(s). If there was no financial interest, write "**None**."

4. Identify each interest/transaction (and provide the requested information) that you or any of your immediate family members or any persons who live with you in your house have held or engaged in with the charter school(s) operated by the education corporation during the time you have served on the Board, and in the six-month period prior to such service. If there has been no such interest or transaction, write **None**. Please note that if you answered **Yes** to Questions 2-3 above, you need not disclose again your employment status, salary, etc.

Date(s)	Nature of financial interest/transaction	Steps taken to avoid a conflict of interest, (e.g., did not vote, did not participate in discussion)	Name of person holding interest or engaging in transaction and relationship to you
<i>Please write "None" if applicable. Do not leave this space blank.</i>			

5. Identify each individual, business, corporation, union association, firm, partnership, franchise holding company, joint-stock company, business or real estate trust, non-profit organization, or other organization or group of people doing business with the school(s) operated by the education corporation and in which such entity, during the time of your tenure as a trustee, you and/or your immediate family member(s) or person(s) living in your house had a financial interest or other relationship. If you are a member, director, officer or employee of an organization formally partnered with the school(s) that is/are doing business with the school(s) through a management or services agreement, please identify only the name of the organization, your position in the organization, and the relationship between such organization and the school(s). If there was no financial interest, write "**None**."

Larry

4. Identify each interest/transaction (and provide the requested information) that you or any of your immediate family members or any persons who live with you in your house have held or engaged in with the charter school(s) operated by the education corporation during the time you have served on the Board, and in the six-month period prior to such service. If there has been no such interest or transaction, write **None**. Please note that if you answered **Yes** to Questions 2-3 above, you need not disclose again your employment status, salary, etc.

Date(s)	Nature of financial interest/transaction	Steps taken to avoid a conflict of interest, (e.g., did not vote, did not participate in discussion)	Name of person holding interest or engaging in transaction and relationship to you
Please write "None" if applicable. Do not leave this space blank.			
	None		

5. Identify each individual, business, corporation, union association, firm, partnership, franchise holding company, joint-stock company, business or real estate trust, non-profit organization, or other organization or group of people doing business with the school(s) operated by the education corporation and in which such entity, during the time of your tenure as a trustee, you and/or your immediate family member(s) or person(s) living in your house had a financial interest or other relationship. If you are a member, director, officer or employee of an organization formally partnered with the school(s) that is/are doing business with the school(s) through a management or services agreement, please identify only the name of the organization, your position in the organization, and the relationship between such organization and the school(s). If there was no financial interest, write "**None**."

McVey

Disclosure of Financial Interest by a Current or Proposed Board of Trustees Member – Board of Regents-Authorized Charter Schools

Name:

Michael McVey

Name of Charter School Education Corporation (the Charter School Name, if the charter school is the only school operated by the education corporation):

New World Preparatory C.S.

1. List all positions held on the education corporation Board of Trustees ("Board") (e.g. president, treasurer, parent representative).

trustee

2. Are you an employee of any school operated by the education corporation?
☐ Yes ☒ No

If **Yes**, for each school, please provide a description of the position(s) you hold, your responsibilities, your salary and your start date.

3. Are you a past, current, or prospective employee of the charter school, education corporation, and/or an entity that provides comprehensive management services ("CMO"), whether for-profit or not-for-profit, which contracts, or may contract, with the charter school or education corporation; or do you serve as an employee, officer, or director of, or own a controlling interest in, a business or entity that contracts, or does business with, or plans to contract or do business with, the charter school, education corporation, and/or a CMO, whether for-profit or not-for-profit, including, but not limited to, the lease of real or personal property to the said entities?

☐ Yes ☒ No

If **Yes**, please provide a description of the position(s) you hold, your responsibilities, your salary and your start date.

Kelleher

Disclosure of Financial Interest by a Current or Proposed Board of Trustees Member – Board of Regents-Authorized Charter Schools

Name:

Denis P. Kelleher

Name of Charter School Education Corporation (the Charter School Name, if the charter school is the only school operated by the education corporation):

New World Preparatory

1. List all positions held on the education corporation Board of Trustees ("Board") (e.g. president, treasurer, parent representative).

Treasurer

2. Are you an employee of any school operated by the education corporation?
 Yes ☒ No

If **Yes**, for each school, please provide a description of the position(s) you hold, your responsibilities, your salary and your start date.

3. Are you a past, current, or prospective employee of the charter school, education corporation, and/or an entity that provides comprehensive management services ("CMO"), whether for-profit or not-for-profit, which contracts, or may contract, with the charter school or education corporation; or do you serve as an employee, officer, or director of, or own a controlling interest in, a business or entity that contracts, or does business with, or plans to contract or do business with, the charter school, education corporation, and/or a CMO, whether for-profit or not-for-profit, including, but not limited to, the lease of real or personal property to the said entities?

 Yes ☒ No

If **Yes**, please provide a description of the position(s) you hold, your responsibilities, your salary and your start date.

Angelo Agente 04/24/2019
Signature Date

Please note that this document is considered a public record and, as such, may be made available to members of the public upon request under the Freedom of Information Law. Personal contact information provided below will be redacted.



RECEIVED 06/27/2019

Jack

Disclosure of Financial Interest by a Current or Proposed Charter School Education Corporation Trustee

Trustee Name:

John (Jack) Minogue

Name of Charter School Education Corporation (for an unmerged school, this is the Charter School Name):

New World Preparatory

1. List all positions held on the education corporation board (e.g., president, treasurer, parent representative).
2. Is the trustee an employee of any school operated by the Education Corporation?
 Yes ✓ No

If **Yes**, for each school, please provide a description of the position(s) you hold, your responsibilities, your salary and your start date.

3. Is the trustee an employee or agent of the management company or institutional partner of the charter school(s) governed by the Education Corporation?
 Yes ✓ No

If **Yes**, for each school, please provide a description of the position(s) you hold, your responsibilities, your salary and your start date.

4. Identify each interest/transaction (and provide the requested information) that you or any of your immediate family members or any persons who live with you in your house have held or engaged in with the charter school(s) governed by the Education Corporation during the time you have served on the board, and in the six-month period prior to such service. If there has been no such financial interest or transaction, write **None**. Please note that if you answered **Yes** to Questions 2-4 above, you need not disclose again your employment status, salary, etc.

Date(s)	Nature of Financial Interest/Transaction	Steps taken to avoid a conflict of interest, (e.g., did not vote, did not participate in discussion)	Name of person holding interest or engaging in transaction and relationship to yourself
	<u>None</u>		

4. Identify each interest/transaction (and provide the requested information) that you or any of your immediate family members or any persons who live with you in your house have held or engaged in with the charter school(s) operated by the education corporation during the time you have served on the Board, and in the six-month period prior to such service. If there has been no such interest or transaction, write **None**. Please note that if you answered **Yes** to Questions 2-3 above, you need not disclose again your employment status, salary, etc.

Date(s)	Nature of financial interest/transaction	Steps taken to avoid a conflict of interest, (e.g., did not vote, did not participate in discussion)	Name of person holding interest or engaging in transaction and relationship to you
<i>Please write "None" if applicable. Do not leave this space blank.</i>			
	None		

5. Identify each individual, business, corporation, union association, firm, partnership, franchise holding company, joint-stock company, business or real estate trust, non-profit organization, or other organization or group of people doing business with the school(s) operated by the education corporation and in which such entity, during the time of your tenure as a trustee, you and/or your immediate family member(s) or person(s) living in your house had a financial interest or other relationship. If you are a member, director, officer or employee of an organization formally partnered with the school(s) that is/are doing business with the school(s) through a management or services agreement, please identify only the name of the organization, your position in the organization, and the relationship between such organization and the school(s). If there was no financial interest, write **"None."**

Aponte

Disclosure of Financial Interest by a Current or Proposed Board of Trustees Member – Board of Regents-Authorized Charter Schools

Name:

Angelo Aponte

Name of Charter School Education Corporation (the Charter School Name, if the charter school is the only school operated by the education corporation):

New World Preparatory Charter School

1. List all positions held on the education corporation Board of Trustees ("Board") (e.g. president, treasurer, parent representative).

Vice Chair

2. Are you an employee of any school operated by the education corporation?
☐ Yes ☒ No

If **Yes**, for each school, please provide a description of the position(s) you hold, your responsibilities, your salary and your start date.

3. Are you a past, current, or prospective employee of the charter school, education corporation, and/or an entity that provides comprehensive management services ("CMO"), whether for-profit or not-for-profit, which contracts, or may contract, with the charter school or education corporation; or do you serve as an employee, officer, or director of, or own a controlling interest in, a business or entity that contracts, or does business with, or plans to contract or do business with, the charter school, education corporation, and/or a CMO, whether for-profit or not-for-profit, including, but not limited to, the lease of real or personal property to the said entities?

☐ Yes ☒ No

If **Yes**, please provide a description of the position(s) you hold, your responsibilities, your salary and your start date.

4. Identify each interest/transaction (and provide the requested information) that you or any of your immediate family members or any persons who live with you in your house have held or engaged in with the charter school(s) operated by the education corporation during the time you have served on the Board, and in the six-month period prior to such service. If there has been no such interest or transaction, write **None**. Please note that if you answered **Yes** to Questions 2-3 above, you need not disclose again your employment status, salary, etc.

Date(s)	Nature of financial interest/transaction	Steps taken to avoid a conflict of interest, (e.g., did not vote, did not participate in discussion)	Name of person holding interest or engaging in transaction and relationship to you
None			

5. Identify each individual, business, corporation, union association, firm, partnership, franchise holding company, joint-stock company, business or real estate trust, non-profit organization, or other organization or group of people doing business with the school(s) operated by the education corporation and in which such entity, during the time of your tenure as a trustee, you and/or your immediate family member(s) or person(s) living in your house had a financial interest or other relationship. If you are a member, director, officer or employee of an organization formally partnered with the school(s) that is/are doing business with the school(s) through a management or services agreement, please identify only the name of the organization, your position in the organization, and the relationship between such organization and the school(s). If there was no financial interest, write "**None**."

Organization conducting business with the school(s)	Nature of business conducted	Approximate value of the business conducted	Name of Trustee and/or immediate family member of household holding an interest in the organization conducting business with the school(s) and the nature of the interest	Steps taken to avoid conflict of interest
None				

Pete

Disclosure of Financial Interest by a Current or Proposed Board of Trustees Member – Board of Regents-Authorized Charter Schools

Name:

Pete Weinman

Name of Charter School Education Corporation (the Charter School Name, if the charter school is the only school operated by the education corporation):

New World Sch.

1. List all positions held on the education corporation Board of Trustees ("Board") (e.g. president, treasurer, parent representative).

Trustee

2. Are you an employee of any school operated by the education corporation?
Yes No

If **Yes**, for each school, please provide a description of the position(s) you hold, your responsibilities, your salary and your start date.

3. Are you a past, current, or prospective employee of the charter school, education corporation, and/or an entity that provides comprehensive management services ("CMO"), whether for-profit or not-for-profit, which contracts, or may contract, with the charter school or education corporation; or do you serve as an employee, officer, or director of, or own a controlling interest in, a business or entity that contracts, or does business with, or plans to contract or do business with, the charter school, education corporation, and/or a CMO, whether for-profit or not-for-profit, including, but not limited to, the lease of real or personal property to the said entities?



Yes No

If **Yes**, please provide a description of the position(s) you hold, your responsibilities, your salary and your start date.

Please write "None" if applicable. Do not leave this space blank.			
	None		

5. Identify each individual, business, corporation, union association, firm, partnership, committee proprietorship, franchise holding company, joint stock company, business or real estate trust, non-profit organization, or other organization or group of people doing business with the school(s) governed by the Education Corporation and in which such entity, during the time of your tenure as a trustee, you and/or your immediate family member(s) or person(s) living in your house had a financial interest or other relationship. If you are a member, director, officer or employee of an organization formally partnered with the school(s) that is/are doing business with the school(s) through a management or services agreement, please identify only the name of the organization, your position in the organization, and the relationship between such organization and the school(s). If there was no financial interest, write **None**.

Organization conducting business with the school(s)	Nature of business conducted	Approximate value of the business conducted	Name of Trustee and/or immediate family member of household holding an interest in the organization conducting business with the school(s) and the nature of the interest	Steps Taken to Avoid Conflict of Interest
Please write "None" if applicable. Do not leave this space blank.				
	None			





Signature _____ Date _____

Please note that this document is considered a public record and as such, may be made available to members of the public upon request under the Freedom of Information Law. Personal contact information provided below will be redacted.

Business Telephone: N/A

Business Address: N/A



4. Identify each interest/transaction (and provide the requested information) that you or any of your immediate family members or any persons who live with you in your house have held or engaged in with the charter school(s) operated by the education corporation during the time you have served on the Board, and in the six-month period prior to such service. If there has been no such interest or transaction, write **None**. Please note that if you answered **Yes** to Questions 2-3 above, you need not disclose again your employment status, salary, etc.

Date(s)	Nature of financial interest/transaction	Steps taken to avoid a conflict of interest, (e.g., did not vote, did not participate in discussion)	Name of person holding interest or engaging in transaction and relationship to you
	NONE		

5. Identify each individual, business, corporation, union association, firm, partnership, franchise holding company, joint-stock company, business or real estate trust, non-profit organization, or other organization or group of people doing business with the school(s) operated by the education corporation and in which such entity, during the time of your tenure as a trustee, you and/or your immediate family member(s) or person(s) living in your house had a financial interest or other relationship. If you are a member, director, officer or employee of an organization formally partnered with the school(s) that is/are doing business with the school(s) through a management or services agreement, please identify only the name of the organization, your position in the organization, and the relationship between such organization and the school(s). If there was no financial interest, write "**None**."

Organization conducting business with the school(s)	Nature of business conducted	Approximate value of the business conducted	Name of Trustee and/or immediate family member of household holding an interest in the organization conducting business with the school(s) and the nature of the interest	Steps taken to avoid conflict of interest
	NONE			

4. Identify each interest/transaction (and provide the requested information) that you or any of your immediate family members or any persons who live with you in your house have held or engaged in with the charter school(s) operated by the education corporation during the time you have served on the Board, and in the six-month period prior to such service. If there has been no such interest or transaction, write **None**. Please note that if you answered **Yes** to Questions 2-3 above, you need not disclose again your employment status, salary, etc.

Date(s)	Nature of financial interest/transaction	Steps taken to avoid a conflict of interest, (e.g., did not vote, did not participate in discussion)	Name of person holding interest or engaging in transaction and relationship to you
<i>Please write "None" if applicable. Do not leave this space blank.</i>			
	None		

5. Identify each individual, business, corporation, union association, firm, partnership, franchise holding company, joint-stock company, business or real estate trust, non-profit organization, or other organization or group of people doing business with the school(s) operated by the education corporation **and** in which such entity, during the time of your tenure as a trustee, you and/or your immediate family member(s) or person(s) living in your house had a financial interest or other relationship. If you are a member, director, officer or employee of an organization formally partnered with the school(s) that is/are doing business with the school(s) through a management or services agreement, please identify only the name of the organization, your position in the organization, and the relationship between such organization and the school(s). If there was no financial interest, write "**None**."

4. Identify each interest/transaction (and provide the requested information) that you or any of your immediate family members or any persons who live with you in your house have held or engaged in with the charter school(s) operated by the education corporation during the time you have served on the Board, and in the six-month period prior to such service. If there has been no such interest or transaction, write **None**. Please note that if you answered **Yes** to Questions 2-3 above, you need not disclose again your employment status, salary, etc.

Date(s)	Nature of financial interest/transaction	Steps taken to avoid a conflict of interest, (e.g., did not vote, did not participate in discussion)	Name of person holding interest or engaging in transaction and relationship to you
<i>Please write "None" if applicable. Do not leave this space blank.</i>			
	None		

5. Identify each individual, business, corporation, union association, firm, partnership, franchise holding company, joint-stock company, business or real estate trust, non-profit organization, or other organization or group of people doing business with the school(s) operated by the education corporation and in which such entity, during the time of your tenure as a trustee, you and/or your immediate family member(s) or person(s) living in your house had a financial interest or other relationship. If you are a member, director, officer or employee of an organization formally partnered with the school(s) that is/are doing business with the school(s) through a management or services agreement, please identify only the name of the organization, your position in the organization, and the relationship between such organization and the school(s). If there was no financial interest, write "**None**."

4. Identify each interest/transaction (and provide the requested information) that you or any of your immediate family members or any persons who live with you in your house have held or engaged in with the charter school(s) operated by the education corporation during the time you have served on the Board, and in the six-month period prior to such service. If there has been no such interest or transaction, write **None**. Please note that if you answered **Yes** to Questions 2-3 above, you need not disclose again your employment status, salary, etc.

Date(s)	Nature of financial interest/transaction	Steps taken to avoid a conflict of interest, (e.g., did not vote, did not participate in discussion)	Name of person holding interest or engaging in transaction and relationship to you

5. Identify each individual, business, corporation, union association, firm, partnership, franchise holding company, joint-stock company, business or real estate trust, non-profit organization, or other organization or group of people doing business with the school(s) operated by the education corporation **and** in which such entity, during the time of your tenure as a trustee, you and/or your immediate family member(s) or person(s) living in your house had a financial interest or other relationship. If you are a member, director, officer or employee of an organization formally partnered with the school(s) that is/are doing business with the school(s) through a management or services agreement, please identify only the name of the organization, your position in the organization, and the relationship between such organization and the school(s). If there was no financial interest, write "**None**."

Organization conducting business with the school(s)	Nature of business conducted	Approximate value of the business conducted	Name of Trustee and/or immediate family member of household holding an interest in the organization conducting business with the school(s) and the nature of the interest	Steps taken to avoid conflict of interest

Kellacher

Organization conducting business with the school(s)	Nature of business conducted	Approximate value of the business conducted	Name of Trustee and/or immediate family member of household holding an interest in the organization conducting business with the school(s) and the nature of the interest	Steps taken to avoid conflict of interest
<i>Please write "None" if applicable. Do not leave this space blank.</i>				
	None			



Signature

Date

Please note that this document is considered a public record and, as such, may be made available to members of the public upon request under the Freedom of Information Law. Personal contact information provided below will be redacted.

Business Telephone:

N/A

Business Address:


N/A



last revised 08/21/2018

Waper

Organization conducting business with the school(s)	Nature of business conducted	Approximate value of the business conducted	Name of Trustee and/or immediate family member of household holding an interest in the organization conducting business with the school(s) and the nature of the interest	Steps taken to avoid conflict of interest
<i>Please write "None" if applicable. Do not leave this space blank.</i>				
		NONE		


Signature

6.24.19

Date


Please note that this document is considered a public record and, as such, may be made available to members of the public upon request under the Freedom of Information Law. Personal contact information provided below will be redacted.

Business Telephone:

N/A

Business Address:

N/A



McVey


Organization conducting business with the school(s)	Nature of business conducted	Approximate value of the business conducted	Name of Trustee and/or immediate family member of household holding an interest in the organization conducting business with the school(s) and the nature of the interest	Steps taken to avoid conflict of interest
<i>Please write "None" if applicable. Do not leave this space blank.</i>				
	None			

Signature Michael T. McVey Date 6/24/19.


Please note that this document is considered a public record and, as such, may be made available to members of the public upon request under the Freedom of Information Law. Personal contact information provided below will be redacted.

Business Telephone: N/A

Business Address: N/A




Pete


Signature

6-19-19
Date

Please note that this document is considered a public record and, as such, may be made available to members of the public upon request under the Freedom of Information Law. Personal contact information provided below will be redacted.



last revised 08/21/2018

**Disclosure of Financial Interest by a Current or Proposed Board of
Trustees Member – Board of Regents-Authorized Charter Schools**

Name:

Denis P. Kelleher

Name of Charter School Education Corporation (the Charter School Name, if the charter school is the only school operated by the education corporation):

New World Preparatory

1. List all positions held on the education corporation Board of Trustees ("Board") (e.g. president, treasurer, parent representative).

Treasurer

2. Are you an employee of any school operated by the education corporation?
 Yes ☒ No

If **Yes**, for each school, please provide a description of the position(s) you hold, your responsibilities, your salary and your start date.

3. Are you a past, current, or prospective employee of the charter school, education corporation, and/or an entity that provides comprehensive management services ("CMO"), whether for-profit or not-for-profit, which contracts, or may contract, with the charter school or education corporation; or do you serve as an employee, officer, or director of, or own a controlling interest in, a business or entity that contracts, or does business with, or plans to contract or do business with, the charter school, education corporation, and/or a CMO, whether for-profit or not-for-profit, including, but not limited to, the lease of real or personal property to the said entities?

 Yes ☒ No

If **Yes**, please provide a description of the position(s) you hold, your responsibilities, your salary and your start date.

Anra

Signature 06/24/19
Date

Please note that this document is considered a public record and, as such, may be made available to members of the public upon request under the Freedom of Information Law. Personal contact information provided below will be redacted.

Business Telephone: N/A

Business Address: N/A



last revised 08/21/2018

Organization conducting business with the school(s)	Nature of business conducted	Approximate value of the business conducted	Name of Trustee and/or immediate family member of household holding an interest in the organization conducting business with the school(s) and the nature of the interest	Steps taken to avoid conflict of interest
Please write "None" if applicable. Do not leave this space blank.				
	None			

Carin Humasi
Signature

6/24/19
Date

Please note that this document is considered a public record and, as such, may be made available to members of the public upon request under the Freedom of Information Law. Personal contact information provided below will be redacted.

Business Telephone:

N/A

Business Address:

N/A

Larry

Organization conducting business with the school(s)	Nature of business conducted	Approximate value of the business conducted	Name of Trustee and/or immediate family member of household holding an interest in the organization conducting business with the school(s) and the nature of the interest	Steps taken to avoid conflict of interest
<i>Please write "None" if applicable. Do not leave this space blank.</i>				
		NONE		

Laura M. Kade JUNE 24, 2019
Signature Date


Please note that this document is considered a public record and, as such, may be made available to members of the public upon request under the Freedom of Information Law. Personal contact information provided below will be redacted.

Business Telephone:

N/A

Business Address:

N/A




Toria

Organization conducting business with the school(s)	Nature of business conducted	Approximate value of the business conducted	Name of Trustee and/or immediate family member of household holding an interest in the organization conducting business with the school(s) and the nature of the interest	Steps taken to avoid conflict of interest
<i>Please write "None" if applicable. Do not leave this space blank.</i>				
		None		


6/24/19
 Signature _____ Date _____

Please note that this document is considered a public record and, as such, may be made available to members of the public upon request under the Freedom of Information Law. Personal contact information provided below will be redacted.



<p>Disclosure of Financial Interest by a Current or Proposed Board of Trustees Member – Board of Regents-Authorized Charter Schools</p>
--

Name:

John P Tobin

Name of Charter School Education Corporation (the Charter School Name, if the charter school is the only school operated by the education corporation):

New World Preparatory

1. List all positions held on the education corporation Board of Trustees ("Board") (e.g. president, treasurer, parent representative).

Chair

2. Are you an employee of any school operated by the education corporation?
☐ Yes ☒ No

If **Yes**, for each school, please provide a description of the position(s) you hold, your responsibilities, your salary and your start date.

3. Are you a past, current, or prospective employee of the charter school, education corporation, and/or an entity that provides comprehensive management services ("CMO"), whether for-profit or not-for-profit, which contracts, or may contract, with the charter school or education corporation; or do you serve as an employee, officer, or director of, or own a controlling interest in, a business or entity that contracts, or does business with, or plans to contract or do business with, the charter school, education corporation, and/or a CMO, whether for-profit or not-for-profit, including, but not limited to, the lease of real or personal property to the said entities?

☐ Yes ☒ No

If **Yes**, please provide a description of the position(s) you hold, your responsibilities, your salary and your start date.

4. Identify each interest/transaction (and provide the requested information) that you or any of your immediate family members or any persons who live with you in your house have held or engaged in with the charter school(s) operated by the education corporation during the time you have served on the Board, and in the six-month period prior to such service. If there has been no such interest or transaction, write **None**. Please note that if you answered **Yes** to Questions 2-3 above, you need not disclose again your employment status, salary, etc.

Date(s)	Nature of financial interest/transaction	Steps taken to avoid a conflict of interest, (e.g., did not vote, did not participate in discussion)	Name of person holding interest or engaging in transaction and relationship to you
<i>Please write "None" if applicable. Do not leave this space blank.</i>			
	None		

5. Identify each individual, business, corporation, union association, firm, partnership, franchise holding company, joint-stock company, business or real estate trust, non-profit organization, or other organization or group of people doing business with the school(s) operated by the education corporation and in which such entity, during the time of your tenure as a trustee, you and/or your immediate family member(s) or person(s) living in your house had a financial interest or other relationship. If you are a member, director, officer or employee of an organization formally partnered with the school(s) that is/are doing business with the school(s) through a management or services agreement, please identify only the name of the organization, your position in the organization, and the relationship between such organization and the school(s). If there was no financial interest, write **"None."**

Arnold

Organization conducting business with the school(s)	Nature of business conducted	Approximate value of the business conducted	Name of Trustee and/or immediate family member of household holding an interest in the organization conducting business with the school(s) and the nature of the interest	Steps taken to avoid conflict of interest
Please write "None" if applicable. Do not leave this space blank.				
	none			

Signature

Date

Please note that this document is considered a public record and, as such, may be made available to members of the public upon request under the Freedom of Information Law. Personal contact information provided below will be redacted.

Business Telephone:

N/A

Business Address:

N/A



Entry 8 BOT Table

Created: 07/20/2019 • Last updated: 07/27/2019

1. SUNY AUTHORIZED charter schools are required to provide information for VOTING Trustees only.
2. REGENTS, NYCDOE, and BUFFALO BOE AUTHORIZED charter schools are required to provide information for all VOTING and NON VOTING trustees.

1. Current Board Member Information (Enter info for each BOT member)

	Trustee Name and Email Address	Position on the Board	Committee Affiliations	Voting Member Per By Laws (Y/N)	Number of Terms Served	Start Date of Current Term (MM/DD/YYYY)	End Date of Current Term (MM/DD/YYYY)	Board Meetings Attended During 2018 19
1	John Tobin, [REDACTED]	Chair	Finance, Academic, Human Resources, Facilities	Yes	3	08/01/2018	08/01/2022	7
2	Angelo Aponte, [REDACTED]	Vice Chair	Chair, Finance, Academic, Human Resources, Strategic, Securities	Yes	3	08/01/2018	08/01/2022	10
3	Terry Troia, [REDACTED]	Secretary	Finance and Academic	Yes	3	08/01/2018	08/01/2022	6
4	Denis P. Kelleher, [REDACTED]	Treasurer	Finance and Strategic	Yes	3	08/01/2018	08/01/2022	5 or less
5	Carin Guarasci	Trustee/Member	Academic and Strategic	Yes	3	08/01/2018	08/02/2022	5 or less
	Bernard Lopez,		Resource					

6		Trustee/Member	s and Facilities	Yes	1	11/01/2016	11/01/2020	9
7	Michael McVey,	Trustee/Member	Finance	Yes	1	11/01/2016	11/01/2020	7
8	Jack Minogue,	Trustee/Member	Human Resources and Nominating	Yes	3	08/01/2018	08/01/2022	5 or less
9	Larry Miraldi,	Trustee/Member	Finance and Academic	Yes	1	12/01/2016	12/01/2020	6

1a. Are there more than 9 members of the Board of Trustees?

Yes

1b. Current Board Member Information

	Trustee Name and Email Address	Position on the Board	Committee Affiliations	Voting Member Per By Laws (Y/N)	Number of Terms Served	Start Date of Current Term (MM/DD/YYYY)	End Date of Current Term (MM/DD/YYYY)	Board Meetings Attended During 2018 19
10	Arnold Obey, [REDACTED]	Trustee/Member	Nominating and Human Resources	Yes	2	12/01/2016	12/01/2020	5 or less
11	Peter Weinman [REDACTED]	Trustee/Member	None	Yes	3	08/01/2018	08/01/2022	7
12	Ana Romero, [REDACTED]	Parent Rep	PTO	Yes	1	10/01/2018	10/01/2019	6
13								
14								
15								

1c. Are there more than 15 members of the Board of Trustees? No

2. INFORMATION ABOUT MEMBERS OF THE BOARD OF TRUSTEES

1. SUNY-AUTHORIZED charter schools provide response relative to VOTING Trustees only.
2. REGENTS, NYCDOE, and BUFFALO BOE-AUTHORIZED charter schools provide a response relative to all trustees.

a. Total Number of BOT Members on June 30, 2019	12
b.Total Number of Members Added During 2018 19	1
c. Total Number of Members who Departed during 2018 19	1
d.Total Number of members in 2018 19, as set by in Bylaws, Resolution or Minutes	12

3. Number of Board meetings held during 2018-19 11

4. Number of Board meetings scheduled for 2019-20 12

Thank you.



Entry 10 Enrollment and Retention of Special Populations

Last updated: 07/20/2019

Instructions for Reporting Enrollment and Retention Strategies

Describe the efforts the charter school has made in 2018 19 toward meeting targets to attract and retain enrollment of students with disabilities, English language learners/Multilingual learners, and students who are economically disadvantaged. In addition, describe the school's plans for meeting or making progress toward meeting its enrollment and retention targets in 2019 20.

NEW WORLD PREPARATORY CHARTER SCHOOLSection Heading

Recruitment/Attraction Efforts Toward Meeting Targets

	Describe Recruitment Efforts in 2018 19	Describe Recruitment Plans in 2019 20
Economically Disadvantaged	<p>Aligned with the Education Law subdivision 2851(4), NWP is committed to making good faith efforts to attract and retain an equal or greater percentage of students with disabilities when compared to the enrollment figures of New York City Community School District 31. Any child eligible for admission to a traditional public school is eligible for admission to a public charter school including economically disadvantaged students.</p> <p>The neighborhoods in which we expect the majority of NWP's families to reside have a significantly larger population of free and reduced price lunch program students than the average Staten Island community. With that in mind, we have been and intend to continue to recruit heavily in these neighborhoods.</p> <p>Data from the 2016 2017 school year shows that NWP serves a student population in which 93.8% of students are considered economically disadvantaged. This is 38.5 percentage points higher than the total population served by Community School District 31, using the latest publicly available</p>	<p>Aligned with the Education Law subdivision 2851(4), NWP is committed to making good faith efforts to attract and retain an equal or greater percentage of students with disabilities when compared to the enrollment figures of New York City Community School District 31. Any child eligible for admission to a traditional public school is eligible for admission to a public charter school including economically disadvantaged students.</p> <p>The neighborhoods in which we expect the majority of NWP's families to reside have a significantly larger population of free and reduced price lunch program students than the average Staten Island community. With that in mind, we have been and intend to continue to recruit heavily in these neighborhoods.</p> <p>Data from the 2016 2017 school year shows that NWP serves a student population in which 93.8% of students are considered economically disadvantaged. This is 38.5 percentage points higher than the total population served by Community School District 31, using the latest publicly available</p>

data, served a student population in which 55.3% of students were considered economically disadvantaged.

In practice, NWP serves a student population that is equal to, if not greater than the percentage of high needs students served by Community School District 31, the district in which NWP is located and the vast majority of its students reside.

data, served a student population in which 55.3% of students were considered economically disadvantaged.

In practice, NWP serves a student population that is equal to, if not greater than the percentage of high needs students served by Community School District 31, the district in which NWP is located and the vast majority of its students reside.

Aligned with the New York State charter law, NWP is committed to making good faith efforts to attract and retain students with disabilities and limited English proficient students comparable to the district of location. Any child eligible for admission to a traditional public school is eligible for admission to a public charter school including student with IEPs (Special Education Students) and English Language Learners (ELL's). NWP will ensure that such students are welcomed and served in an effective manner. The planning team and staff of NWP will recruit families of students who are learning English as a second language and who have special education needs.

Some of the strategies our recruitment team will employ to attract students with disabilities and ELL's include:

- Designing marketing materials that highlight the number of special education teachers on staff
- Designing marketing materials that contain a description of the special education and related services that the charter school will provide directly (inclusion model, etc.) and those that will be provided by the student's district of residence or other provider
- The special education coordinator will oversee the provision of special education programs and services
- Designing marketing materials that will describe the type of program the school will provide Special Education and ELL students
- Designing marketing materials that provide

Aligned with the New York State charter law, NWP is committed to making good faith efforts to attract and retain students with disabilities and limited English proficient students comparable to the district of location. Any child eligible for admission to a traditional public school is eligible for admission to a public charter school including student with IEPs (Special Education Students) and English Language Learners (ELL's). NWP will ensure that such students are welcomed and served in an effective manner. The planning team and staff of NWP will recruit families of students who are learning English as a second language and who have special education needs.

Some of the strategies our recruitment team will employ to attract students with disabilities and ELL's include:

- Designing marketing materials that highlight the number of special education teachers on staff
- Designing marketing materials that contain a description of the special education and related services that the charter school will provide directly (inclusion model, etc.) and those that will be provided by the student's district of residence or other provider
- The special education coordinator will oversee the provision of special education programs and services
- Designing marketing materials that will describe the type of program the school will provide Special Education and ELL students
- Designing marketing materials that provide

a description of how Special Education and ELL students will have equal access to all programs and services including the following: instructional services (e.g., tutoring); support services (e.g., guidance and counseling); all school programs, including gifted, music, art, and technology programs; and all after school programs including athletics.

Aligned with the charter law, NWP is committed to making good faith efforts to attract and retain an equal to or greater than the enrollment of limited English proficient students of New York City Community School District 31. Any child eligible for admission to a traditional public school is eligible for admission to a public charter school including students with limited English proficiency. NWP will ensure that ELL students are welcomed and served in a supportive and effective manner. Some of the strategies our recruitment team will employ to attract students with limited English proficiency include:

- Designing marketing materials that will describe the type of program the school will provide ELL students.
- Designing marketing materials that provide a description of how ELL students will have equal access to all programs and services including the following: instructional services (e.g., tutoring); support services (e.g., guidance and counseling); all school programs, including gifted, music, art, vocational, and technology programs; and all after school programs including athletics
- Designing marketing materials that highlight the number of bilingual highly qualified teachers on staff

Raising awareness of how the school will provide parental notices in multiple languages, has persons on staff who can communicate with them and how they are kept abreast of their rights and responsibilities.

Data from the 2016 2017 school year shows that NWP serves a 14.2% Limited English

a description of how Special Education and ELL students will have equal access to all programs and services including the following: instructional services (e.g., tutoring); support services (e.g., guidance and counseling); all school programs, including gifted, music, art, and technology programs; and all after school programs including athletics.

Aligned with the charter law, NWP is committed to making good faith efforts to attract and retain an equal to or greater than the enrollment of limited English proficient students of New York City Community School District 31. Any child eligible for admission to a traditional public school is eligible for admission to a public charter school including students with limited English proficiency. NWP will ensure that ELL students are welcomed and served in a supportive and effective manner. Some of the strategies our recruitment team will employ to attract students with limited English proficiency include:

- Designing marketing materials that will describe the type of program the school will provide ELL students.
- Designing marketing materials that provide a description of how ELL students will have equal access to all programs and services including the following: instructional services (e.g., tutoring); support services (e.g., guidance and counseling); all school programs, including gifted, music, art, vocational, and technology programs; and all after school programs including athletics
- Designing marketing materials that highlight the number of bilingual highly qualified teachers on staff

Raising awareness of how the school will provide parental notices in multiple languages, has persons on staff who can communicate with them and how they are kept abreast of their rights and responsibilities.

Data from the 2016 2017 school year shows that NWP serves a 14.2% Limited English

Proficient student population. This is 8.9% higher than to the percentage of Limited English Proficient Students served by Community School District 311.

In accordance with the school's policy of giving absolute preference to students residing in a home whose primary language is one other than English, the student lottery was amended in 2012 to employ the following practice: There will be five drawings for each grade; one for siblings of currently enrolled students; one for ELL/LEP students and those who live in homes where languages other than English are spoken applicants in district 31; one for ELL/LEP students and those who live in homes where languages other than English are spoken out of district 31; one for non ELL/LEP applicants in district 31; one for out of district non ELL/LEP applicants. Staff will announce lottery numbers for parents in audience at the time of the lottery. The school will be mailing out notifications to all parents within three days after lottery.

Further, NWP has two positions titles to aid in the school's enrollment efforts: the Director of Community Outreach and the Family Resource Coordinator. The Director of Community Outreach, which, among other responsibilities, is charged with marketing and outreach efforts for recruitment. The Family Resource Coordinator is focused on personalizing the recruitment experience for the local immigrant population. Additionally, these positions create a liaison between the community and parents, as well as conduct bi monthly support to immigrant parents to address their children's academic, social, and emotional needs.

In practice, NWP serves a student population that is equal to, if not greater than the percentage of high needs students served by Community School District 31, the district in which NWP is located and the vast majority of its students reside.

Aligned with the New York State charter law, NWP is committed to making good faith efforts to attract and retain students with disabilities and limited English proficient students comparable to the district of

Proficient student population. This is 8.9% higher than to the percentage of Limited English Proficient Students served by Community School District 311.

In accordance with the school's policy of giving absolute preference to students residing in a home whose primary language is one other than English, the student lottery was amended in 2012 to employ the following practice: There will be five drawings for each grade; one for siblings of currently enrolled students; one for ELL/LEP students and those who live in homes where languages other than English are spoken applicants in district 31; one for ELL/LEP students and those who live in homes where languages other than English are spoken out of district 31; one for non ELL/LEP applicants in district 31; one for out of district non ELL/LEP applicants. Staff will announce lottery numbers for parents in audience at the time of the lottery. The school will be mailing out notifications to all parents within three days after lottery.

Further, NWP has two positions titles to aid in the school's enrollment efforts: the Director of Community Outreach and the Family Resource Coordinator. The Director of Community Outreach, which, among other responsibilities, is charged with marketing and outreach efforts for recruitment. The Family Resource Coordinator is focused on personalizing the recruitment experience for the local immigrant population. Additionally, these positions create a liaison between the community and parents, as well as conduct bi monthly support to immigrant parents to address their children's academic, social, and emotional needs.

In practice, NWP serves a student population that is equal to, if not greater than the percentage of high needs students served by Community School District 31, the district in which NWP is located and the vast majority of its students reside.

Aligned with the New York State charter law, NWP is committed to making good faith efforts to attract and retain students with disabilities and limited English proficient students comparable to the district of

location. Any child eligible for admission to a traditional public school is eligible for admission to a public charter school including student with IEPs (Special Education Students) and English Language Learners (ELL's). NWP will ensure that such students are welcomed and served in an effective manner. The planning team and staff of NWP will recruit families of students who are learning English as a second language and who have special education needs.

Some of the strategies our recruitment team will employ to attract students with disabilities and ELL's include:

- Designing marketing materials that highlight the number of special education teachers on staff
- Designing marketing materials that contain a description of the special education and related services that the charter school will provide directly (inclusion model, etc.) and those that will be provided by the student's district of residence or other provider
- The special education coordinator will oversee the provision of special education programs and services
- Designing marketing materials that will describe the type of program the school will provide Special Education and ELL students
- Designing marketing materials that provide a description of how Special Education and ELL students will have equal access to all programs and services including the following: instructional services (e.g., tutoring); support services (e.g., guidance and counseling); all school programs, including gifted, music, art, and technology programs; and all after school programs including athletics.

Aligned with the Education Law subdivision 2851(4), NWP is committed to making good faith efforts to attract and retain an equal or greater percentage of students with disabilities when compared to the enrollment figures of New York City Community School

location. Any child eligible for admission to a traditional public school is eligible for admission to a public charter school including student with IEPs (Special Education Students) and English Language Learners (ELL's). NWP will ensure that such students are welcomed and served in an effective manner. The planning team and staff of NWP will recruit families of students who are learning English as a second language and who have special education needs.

Some of the strategies our recruitment team will employ to attract students with disabilities and ELL's include:

- Designing marketing materials that highlight the number of special education teachers on staff
- Designing marketing materials that contain a description of the special education and related services that the charter school will provide directly (inclusion model, etc.) and those that will be provided by the student's district of residence or other provider
- The special education coordinator will oversee the provision of special education programs and services
- Designing marketing materials that will describe the type of program the school will provide Special Education and ELL students
- Designing marketing materials that provide a description of how Special Education and ELL students will have equal access to all programs and services including the following: instructional services (e.g., tutoring); support services (e.g., guidance and counseling); all school programs, including gifted, music, art, and technology programs; and all after school programs including athletics.

Aligned with the Education Law subdivision 2851(4), NWP is committed to making good faith efforts to attract and retain an equal or greater percentage of students with disabilities when compared to the enrollment figures of New York City Community School

District 31. Any child eligible for admission to a traditional public school is eligible for admission to a public charter school including student with IEPs (Special Education Students). NWP will ensure that such students are welcomed and served in a supportive and effective manner. The planning team and staff of NWP will recruit families of students who have special education needs. Some of the strategies our recruitment team will employ to attract students with disabilities include:

- Designing marketing materials that highlight the number of special education teachers on staff
- Designing marketing materials that contain a description of the special education and related services that the charter school will provide directly (inclusion model, etc.) and those that will be provided by the student's district of residence or other provider
- Designating one individual to oversee the provision of special education programs and services

Data from the 2016 2017 school year shows that NWP serves a 26.9% population of students with disabilities. Comparatively, using the last publicly available data, 25.2% of Community School District 31 students had been identified as having a disability.

In practice, NWP serves a student population that is equal to, if not greater than the percentage of high needs students served by Community School District 31, the district in which NWP is located and the vast majority of its students reside.

District 31. Any child eligible for admission to a traditional public school is eligible for admission to a public charter school including student with IEPs (Special Education Students). NWP will ensure that such students are welcomed and served in a supportive and effective manner. The planning team and staff of NWP will recruit families of students who have special education needs. Some of the strategies our recruitment team will employ to attract students with disabilities include:

- Designing marketing materials that highlight the number of special education teachers on staff
- Designing marketing materials that contain a description of the special education and related services that the charter school will provide directly (inclusion model, etc.) and those that will be provided by the student's district of residence or other provider
- Designating one individual to oversee the provision of special education programs and services

Data from the 2016 2017 school year shows that NWP serves a 26.9% population of students with disabilities. Comparatively, using the last publicly available data, 25.2% of Community School District 31 students had been identified as having a disability.

In practice, NWP serves a student population that is equal to, if not greater than the percentage of high needs students served by Community School District 31, the district in which NWP is located and the vast majority of its students reside.

Retention Efforts Toward Meeting Targets

	Describe Retention Efforts in 2018 19	Describe Retention Plans in 2019 20
	<p>Student Retention Population 2014 15 2015 16 2016 17 Total school 91.4% 92.0% 96.5% Economically Disadvantaged 91.5% 89.4% 95.4%</p> <p>As shown through the chart above, NWP has experienced a low percentage of student</p>	<p>Our strategy for retaining students is build around the notion that involving</p>

Econom
ically
Disadva
ntaged

attrition during the last three years. This is attributable to the school's commitment to involving parent/guardians in their child's education at NWP. Our strategy for retaining students is build around the notion that involving parents/guardians at every level of their child's education creates a positive learning environment.

Teachers will often contact parent/guardians not only provide feedback as to how and where their children can improve, but also to provide positive reinforcement, such as an impressive writing assignment their child produced or a thorough class discussion their child contributed to in a meaningful way. Further, parent/guardians meet face to face with their child's teacher several times throughout the school year. Additionally, the school has a strong parent teacher organization that ensures parents have an opportunity to have their voice heard. The parent teacher organization president also holds a position on the board of trustees. In this capacity, the parent teacher organization president ensures that the board is aware of the issues facing the parent/guardians of NWP students.

Additionally, the direct academic support services students identified as ELL, SPED, and Title I students receive is vital to retaining students. Students are given specific services, including an intervention plan and a designated staff member who is responsible for documenting student progress and communicating that information to parents/guardians. Further, under NWP's advisory program, each student is assigned to the same small group advisory teacher for their entire time of study at the school. Finally, the student to guidance counselor ratio is low for a middle school We have 3 guidance counselors and a Director of Student Support (Social Worker). Guidance counselors coordinate with classroom teachers, which leads to more informed staff, parents, and understanding of specific student needs.

parents/guardians at every level of their child's education creates a positive learning environment.

Teachers will often contact parent/guardians not only provide feedback as to how and where their children can improve, but also to provide positive reinforcement, such as an impressive writing assignment their child produced or a thorough class discussion their child contributed to in a meaningful way. Further, parent/guardians meet face to face with their child's teacher several times throughout the school year. Additionally, the school has a strong parent teacher organization that ensures parents have an opportunity to have their voice heard. The parent teacher organization president also holds a position on the board of trustees. In this capacity, the parent teacher organization president ensures that the board is aware of the issues facing the parent/guardians of NWP students.

Additionally, the direct academic support services students identified as ELL, SPED, and Title I students receive is vital to retaining students. Students are given specific services, including an intervention plan and a designated staff member who is responsible for documenting student progress and communicating that information to parents/guardians. Further, under NWP's advisory program, each student is assigned to the same small group advisory teacher for their entire time of study at the school. Finally, the student to guidance counselor ratio is low for a middle school We have 3 guidance counselors and a Director of Student Support (Social Worker). Guidance counselors coordinate with classroom teachers, which leads to more informed staff, parents, and understanding of specific student needs.

Student Retention
Population 2014 15 2015 16 2016 17
Total school 91.4% 92.0% 96.5%

English Language Learners 88.9% 93.3%
94.3%

As shown through the chart above, NWP has experienced a low percentage of student attrition during the last three years. This is attributable to the school's commitment to involving parent/guardians in their child's education at NWP. Our strategy for retaining students is build around the notion that involving parents/guardians at every level of their child's education creates a positive learning environment.

Teachers will often contact parent/guardians not only provide feedback as to how and where their children can improve, but also to provide positive reinforcement, such as an impressive writing assignment their child produced or a thorough class discussion their child contributed to in a meaningful way. Further, parent/guardians meet face to face with their child's teacher several times throughout the school year. Additionally, the school has a strong parent teacher organization that ensures parents have an opportunity to have their voice heard. The parent teacher organization president also holds a position on the board of trustees. In this capacity, the parent teacher organization president ensures that the board is aware of the issues facing the parent/guardians of NWP students.

Additionally, the direct academic support services students identified as ELL, SPED, and Title I students receive is vital to retaining students. Students are given specific services, including an intervention plan and a designated staff member who is responsible for documenting student progress and communicating that information to parents/guardians. Further, under NWP's advisory program, each student is assigned to the same small group advisory teacher for their entire time of study at the school. Finally, the student to guidance counselor ratio is low for a middle school We have 3 guidance counselors and a Director of Student Support (Social Worker). Guidance counselors coordinate with classroom teachers, which leads to more informed staff, parents, and understanding of specific

Our strategy for retaining students is build around the notion that involving parents/guardians at every level of their child's education creates a positive learning environment.

Teachers will often contact parent/guardians not only provide feedback as to how and where their children can improve, but also to provide positive reinforcement, such as an impressive writing assignment their child produced or a thorough class discussion their child contributed to in a meaningful way. Further, parent/guardians meet face to face with their child's teacher several times throughout the school year. Additionally, the school has a strong parent teacher organization that ensures parents have an opportunity to have their voice heard. The parent teacher organization president also holds a position on the board of trustees. In this capacity, the parent teacher organization president ensures that the board is aware of the issues facing the parent/guardians of NWP students.

Additionally, the direct academic support services students identified as ELL, SPED, and Title I students receive is vital to retaining students. Students are given specific services, including an intervention plan and a designated staff member who is responsible for documenting student progress and communicating that information to parents/guardians. Further, under NWP's advisory program, each student is assigned to the same small group advisory teacher for their entire time of study at the school. Finally, the student to guidance counselor ratio is low for a middle school We have 3 guidance counselors and a Director of Student Support (Social Worker). Guidance counselors coordinate with classroom teachers, which leads to more informed staff, parents, and understanding of specific student needs.

English
Language
Learner
s/Multili
ngual
Learner
s

student needs.

Student Retention

Population 2014 15 2015 16 2016 17

Total school 91.4% 92.0% 96.5%

Students with Disabilities 91.5% 80.7%
92.2%

As shown through the chart above, NWP has experienced a low percentage of student attrition during the last three years. This is attributable to the school's commitment to involving parent/guardians in their child's education at NWP. Our strategy for retaining students is build around the notion that involving parents/guardians at every level of their child's education creates a positive learning environment.

Teachers will often contact parent/guardians not only provide feedback as to how and where their children can improve, but also to provide positive reinforcement, such as an impressive writing assignment their child produced or a thorough class discussion their child contributed to in a meaningful way. Further, parent/guardians meet face to face with their child's teacher several times throughout the school year. Additionally, the school has a strong parent teacher organization that ensures parents have an opportunity to have their voice heard. The parent teacher organization president also holds a position on the board of trustees. In this capacity, the parent teacher organization president ensures that the board is aware of the issues facing the parent/guardians of NWP students.

Additionally, the direct academic support services students identified as ELL, SPED, and Title I students receive is vital to retaining students. Students are given specific services, including an intervention plan and a designated staff member who is responsible for documenting student progress and communicating that information to parents/guardians. Further, under NWP's advisory program, each student is assigned to the same small group advisory teacher for their entire time of study at the school. Finally, the student to guidance counselor ratio is low for a middle school We

Our strategy for retaining students is build around the notion that involving parents/guardians at every level of their child's education creates a positive learning environment.

Teachers will often contact parent/guardians not only provide feedback as to how and where their children can improve, but also to provide positive reinforcement, such as an impressive writing assignment their child produced or a thorough class discussion their child contributed to in a meaningful way. Further, parent/guardians meet face to face with their child's teacher several times throughout the school year. Additionally, the school has a strong parent teacher organization that ensures parents have an opportunity to have their voice heard. The parent teacher organization president also holds a position on the board of trustees. In this capacity, the parent teacher organization president ensures that the board is aware of the issues facing the parent/guardians of NWP students.

Additionally, the direct academic support services students identified as ELL, SPED, and Title I students receive is vital to retaining students. Students are given specific services, including an intervention plan and a designated staff member who is responsible for documenting student progress and communicating that information to parents/guardians. Further, under NWP's advisory program, each student is assigned to the same small group advisory teacher for their entire time of study at the school. Finally, the student to guidance counselor ratio is low for a middle school We have 3 guidance counselors and a Director of Student Support (Social Worker). Guidance counselors coordinate with classroom teachers, which leads to more informed staff, parents, and understanding of specific student needs.

Student
s with
Disabilit
ies

have 3 guidance counselors and a Director of Student Support (Social Worker). Guidance counselors coordinate with classroom teachers, which leads to more informed staff, parents, and understanding of specific student needs.



Entry 11 Classroom Teacher and Administrator Attrition

Created: 07/20/2019 • Last updated: 07/27/2019

Report changes in teacher and administrator staffing.

Instructions for completing the Classroom Teacher and Administrator Attrition Tables

Charter schools must complete the tables titled 2018-2019 Classroom Teacher and Administrator Attrition to report changes in teacher and administrator staffing during the 2018-2019 school year. Please provide the full time equivalent (FTE) of staff on June 30, 2018; the FTE for any departed staff from July 1, 2018 through June 30, 2019; the FTE for added staff from July 1, 2018 through June 30, 2019; and the FTE of staff added in newly created positions from July 1, 2018 through June 30, 2019 using the tables provided.

1. Classroom Teacher Attrition Table

	FTE Classroom Teachers on 6/30/18	FTE Classroom Teachers Departed 7/1/18 6/30/19	FTE Classroom Teachers Filling Vacant Positions 7/1/18 6/30/19	FTE Classroom Teachers Added in New Positions 7/1/18 6/30/19	FTE of Classroom Teachers on 6/30/19
	37	5	5	5	41

2. Administrator Position Attrition Table

	FTE Administrative Positions on 6/30/18	FTE Administrators Departed 7/1/18 6/30/19	FTE Administrators Filling Vacant Positions 7/1/18 6/30/19	FTE Administrators Added in New Positions 7/1/18 6/30/19	FTE Administrative Positions on 6/30/19
	6	0	0	0	6

3. Tell your school's story

Charter schools may provide additional information in this section of the Annual Report about their respective teacher and administrator attrition rates as some teacher or administrator departures do not reflect advancement or movement within the charter school networks. Schools may provide additional detail to reflect a teacher’s advancement up the ladder to a leadership position within the network or an administrator’s movement to lead a new network charter school.

NWP Board of Trustees continues to seek ways to improve the teacher and administration attrition. The primary reasons given for leaving is salary, state pension, and the extended school day. The creation of a three year pay scale and retention bonuses has helped to lower teacher attrition. For the 2019 20 school year teacher salaries will be on par with NYC teachers and improved medical, dental and vision package is being offered at a significantly lower cost to the teachers and other school staff.

4. Charter schools must ensure that all prospective employees receive clearance through [the NYSED Office of School Personnel Review and Accountability](#) (OSPRA) prior to employment. After an employee has been cleared, schools are required to maintain proof of such clearance in the file of each employee. For the safety of all students, charter schools must take immediate steps to terminate the employment of individuals who have been denied clearance. Once the employees have been terminated, the school must terminate the request for clearance in the TEACH system.

Have all employees have been cleared through the NYSED TEACH system?

Yes

5. For perspective or current employees whose clearance has been denied, have you terminated their employment and removed them from the TEACH system?

	Yes
--	-----

Thank you

**New World Prep
2019-2020 School Calendar**

2019

Monday, July 1 st to Friday, July 5 th	School Closed Mandatory Vacation
Monday, July 8 th	Summer School Begins
Monday, July 15 th	
Friday, July 19 th	Summer Training for NWP South
Monday, August, 19 th to Friday, August 30 th	Teacher Pre-Service
Monday, September 2 nd	School Closed Labor Day
Tuesday, September 3 rd	First Day of School for K-1
Wednesday, September 4 th	First Day of School for 5 th , 6 th , 7 th , and 8 th grades
Monday, September 30 th to Tuesday, October 1 st	School Closed Rosh Hashanah
Wednesday, October 9 th	School Closed Yom Kippur
Monday, October 14 th	School Closed Columbus Day
Tuesday, November 5 th	No School for Students Election Day Teacher PD Day
Monday, November 11 th	School Closed Veterans Day
Thursday, November 28 th	
Friday, November 29 th	School Closed Thanksgiving Holiday
Monday, December 23 rd	
Friday, January 3 rd	School Closed Winter Recess

2020

Monday, January 20 th	School Closed Dr. Martin Luther King Jr.
Monday, February 17 th	
Friday, February 21 st	School Closed Mid Winter Recess
Thursday, April 9 th	
Friday, April 17 th	School Closed Spring Recess
Monday, May 25 th	School Closed Memorial Day
Thursday, June 4 th	School Closed Anniversary/ Chancellors Day
	No School for Students
Tuesday, June 9 th	NWP is Open. DOE is closed.
Friday, June 26 th	Last Day of School

****Approved by Board of Trustees 5/20/19***