

010622-08-0000

# The New York State School District Report Card for Maplewood Common School District

*An Overview of Academic Performance*



**March 2002**



The University of the State of New York  
**The State Education Department**

**March 22, 2002**

**THE UNIVERSITY OF THE STATE OF NEW YORK**  
**Regents of The University**

CARL T. HAYDEN, <i>Chancellor</i> , A.B., J.D. ....	Elmira
ADELAIDE L. SANFORD, <i>Vice Chancellor</i> , B.A., M.A., P.D. ....	Hollis
DIANE O'NEILL MCGIVERN, B.S.N., M.A., Ph.D. ....	Staten Island
SAUL B. COHEN, B.A., M.A., Ph.D. ....	New Rochelle
JAMES C. DAWSON, A.A., B.A., M.S., Ph.D. ....	Peru
ROBERT M. BENNETT, B.A., M.S. ....	Tonawanda
ROBERT M. JOHNSON, B.S., J.D. ....	Huntington
ANTHONY S. BOTTAR, B.A., J.D. ....	North Syracuse
MERRYL H. TISCH, B.A., M.A. ....	New York
ENA L. FARLEY, B.A., M.A., Ph.D. ....	Brockport
GERALDINE D. CHAPEY, B.A., M.A., Ed.D. ....	Belle Harbor
ARNOLD B. GARDNER, B.A., LL.B. ....	Buffalo
CHARLOTTE K. FRANK, B.B.A., M.S.Ed., Ph.D. ....	New York
HARRY PHILLIPS, 3rd, B.A., M.S.F.S. ....	Hartsdale
JOSEPH E. BOWMAN, JR., B.A., M.L.S., M.A., M.Ed., Ed.D. ....	Albany
LORRAINE A. CORTÉS-VÁZQUEZ, B.A., M.P.A. ....	Bronx

**President of The University and Commissioner of Education**

RICHARD P. MILLS

**Chief Operating Officer**

RICHARD H. CATE

**Deputy Commissioner for Elementary, Middle, Secondary and Continuing Education**

JAMES A. KADAMUS

**Coordinator, Facilities, Management and Information Services**

CHARLES SZUBERLA

**Coordinator, Information, Reporting and Technology Services**

MARTHA P. MUSSER

---

The State Education Department does not discriminate on the basis of age, color, religion, creed, disability, marital status, veteran status, national origin, race, gender, genetic predisposition or carrier status, or sexual orientation in its educational programs, services and activities. Portions of this publication can be made available in a variety of formats, including braille, large print or audio tape, upon request. Inquiries concerning this policy of nondiscrimination should be directed to the Department's Office for Diversity, Ethics, and Access, Room 530, Education Building, Albany, NY 12234. **Requests for additional copies of this publication may be made by contacting the Publications Sales Desk, Room 309, Education Building, Albany, NY 12234.**

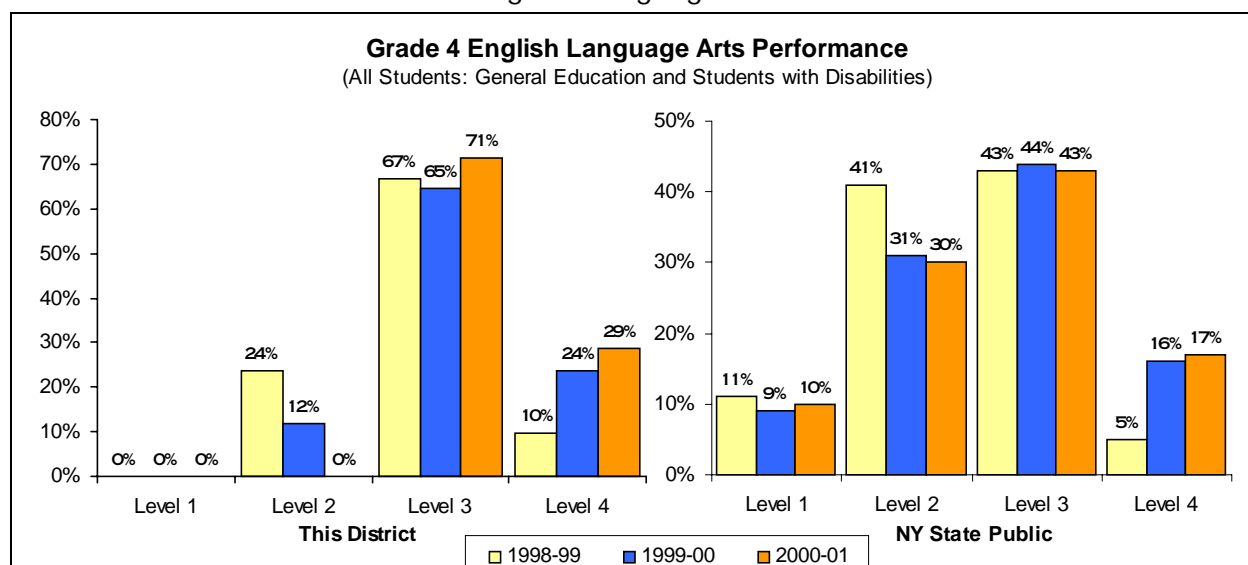
Please address all correspondence about this report that is not related to data corrections to:

***School Report Card Coordinator  
Information, Reporting, and Technology Services Team  
Room 863 Education Building Annex  
New York State Education Department  
Albany, NY 12234***

e-mail: [RPTCARD@mail.nysed.gov](mailto:RPTCARD@mail.nysed.gov)

# Elementary Level

## English Language Arts



Performance at This District		Counts of Students								Mean Score
		Not Tested			Tested					
		AA <sup>1</sup>	ELL <sup>2</sup>	Absent <sup>3</sup>	Level 1	Level 2	Level 3	Level 4	Total	
Jan 1999	General Education		0	0	0	5	14	2	21	663
	Students with Disabilities	0	0	0	0	0	0	0	0	0
	All Students	0	0	0	0	5	14	2	21	663
Jan 2000	General Education		0	0	#	#	#	#	16	#
	Students with Disabilities	0	0	0	#	#	#	#	1	#
	All Students	0	0	0	0	2	11	4	17	685
Jan 2001	General Education		0	0	#	#	#	#	20	#
	Students with Disabilities	0	0	0	#	#	#	#	1	#
	All Students	0	0	0	0	0	15	6	21	689

### Grade 4 English Language Arts Levels - Listening, Reading, and Writing Standards

<b>Level 4</b>	These students <b>exceed the standards</b> and are moving toward high performance on the Regents examination. All students scoring from <b>692 to 800</b> are in this level.
<b>Level 3</b>	These students <b>meet the standards</b> and, with continued steady growth, should pass the Regents examination. All students scoring from <b>645 to 691</b> are in this level.
<b>Level 2</b>	These students <b>need extra help</b> to meet the standards and pass the Regents examination. All students scoring from <b>603 to 644</b> are in this level.
<b>Level 1</b>	These students have <b>serious academic deficiencies</b> . All students scoring from <b>455 to 602</b> are in this level.

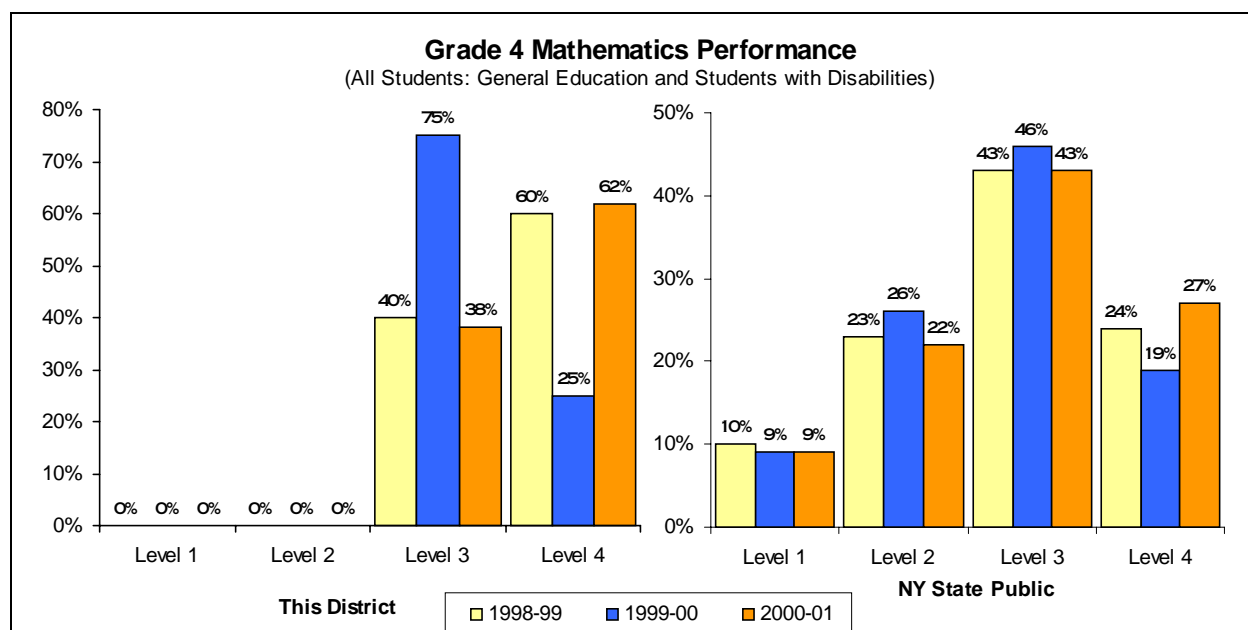
### Performance of English Language Learners (ELL)

ELL are students for whom English is a second language. Schools teach these students English so they can participate effectively in the academic program. ELL students without sufficient proficiency in English are not required to take the grade 4 ELA test. Their progress in learning English is measured, using standardized tests, and reported.

Grade 4	English Proficiency Below Effective Participation Level	Making Appropriate Progress
January 2001	0	0

- For 2001, these students were eligible for the Alternate Assessment (AA). For 2000 and 1999, these students were exempt from this test because of disability as stated in their Individualized Educational Program.
  - These students were not required to take the grade 4 ELA test because they were English Language Learners (ELL) who performed below the 30<sup>th</sup> percentile on another appropriate English reading assessment.
  - These students were enrolled at the time of testing, but were not present to complete some part of the ELA assessment.
- # To protect student confidentiality, the pound character (#) appears when fewer than five students in a group were tested. If fewer than five were tested in one subgroup, then counts appear only in the "All Students" category.

## Elementary Level Mathematics



Performance at This District		Counts of Students							Mean Score	
		Not Tested			Tested					
		AA <sup>1</sup>	ELL <sup>2</sup>	Absent <sup>3</sup>	Level 1	Level 2	Level 3	Level 4		Total
June 1999	General Education		0	1	0	0	8	12	20	700
	Students with Disabilities	0	0	0	0	0	0	0	0	0
	All Students	0	0	1	0	0	8	12	20	700
May 2000	General Education		0	0	0	0	12	4	16	671
	Students with Disabilities	1	0	0	0	0	0	0	0	0
	All Students	1	0	0	0	0	12	4	16	671
May 2001	General Education		0	0	#	#	#	#	20	#
	Students with Disabilities	0	0	0	#	#	#	#	1	#
	All Students	0	0	0	0	0	8	13	21	691

Grade 4 Mathematics Levels - Knowledge, Reasoning, and Problem-Solving Standards	
<b>Level 4</b>	These students <b>exceed the standards</b> and are moving toward high performance on the Regents examination. All students scoring from <b>678 to 810</b> are in this level.
<b>Level 3</b>	These students <b>meet the standards</b> and, with continued steady growth, should pass the Regents examination. All students scoring from <b>637 to 677</b> are in this level.
<b>Level 2</b>	These students <b>need extra help</b> to meet the standards and pass the Regents examination. All students scoring from <b>602 to 636</b> are in this level.
<b>Level 1</b>	These students have <b>serious academic deficiencies</b> . All students scoring from <b>448 to 601</b> are in this level.

1 For 2001, these students were eligible for the Alternate Assessment (AA). For 2000 and 1999, these students were exempt from this test because of disability as stated in their Individualized Educational Program.

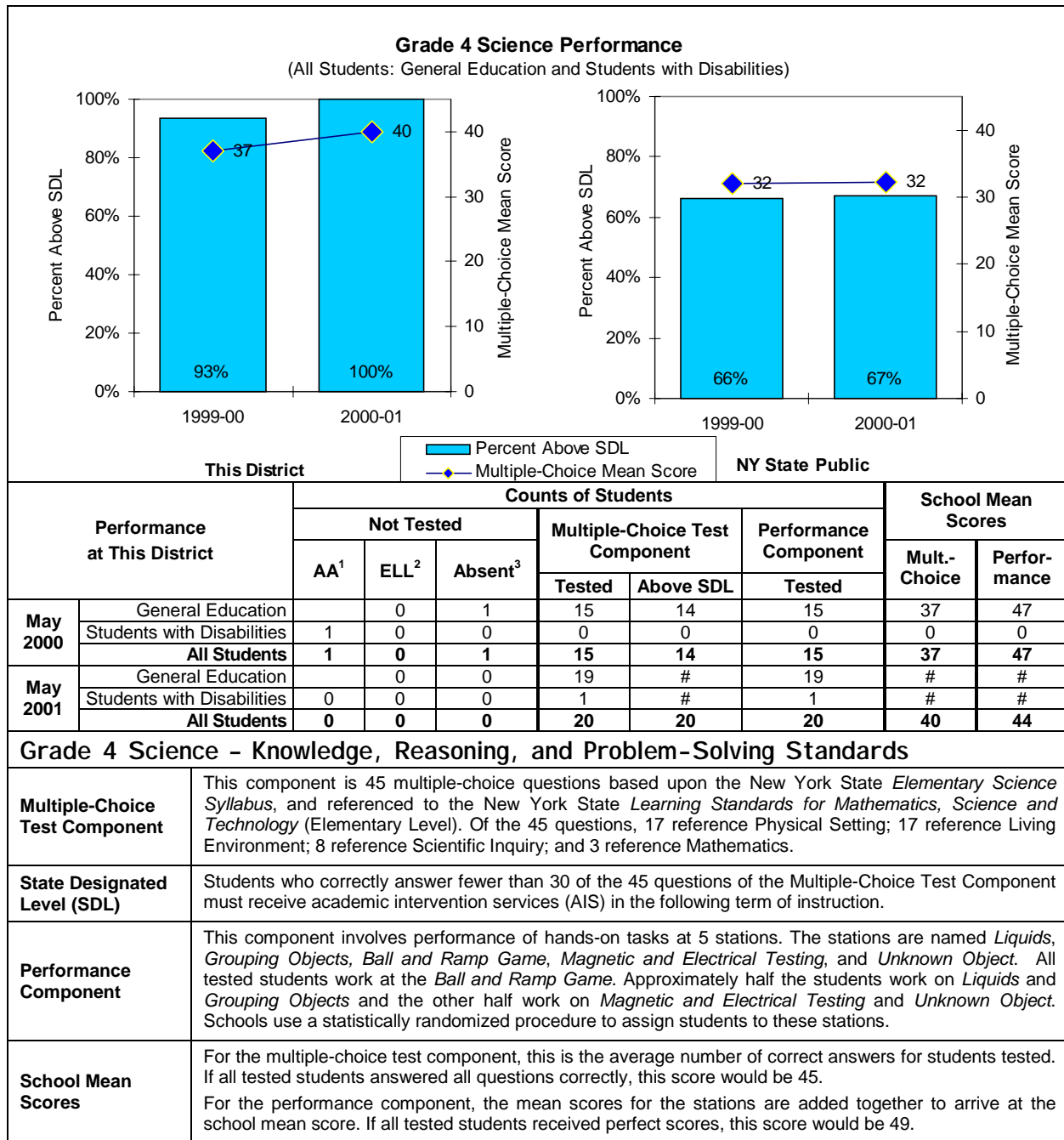
2 These students were not required to take this test because they were English language learners (ELL) who perform below the 30<sup>th</sup> percentile on an appropriate English reading assessment and there was no test form available in their native language. Other ELL students must take this test, but may take an alternative language form if such is available.

3 These students were enrolled at the time of testing but were not present to complete some part of this mathematics assessment.

# To protect student confidentiality, the pound character (#) appears when fewer than five students in a group were tested. If fewer than five were tested in one subgroup, then counts appear only in the "All Students" category.

# Elementary Level

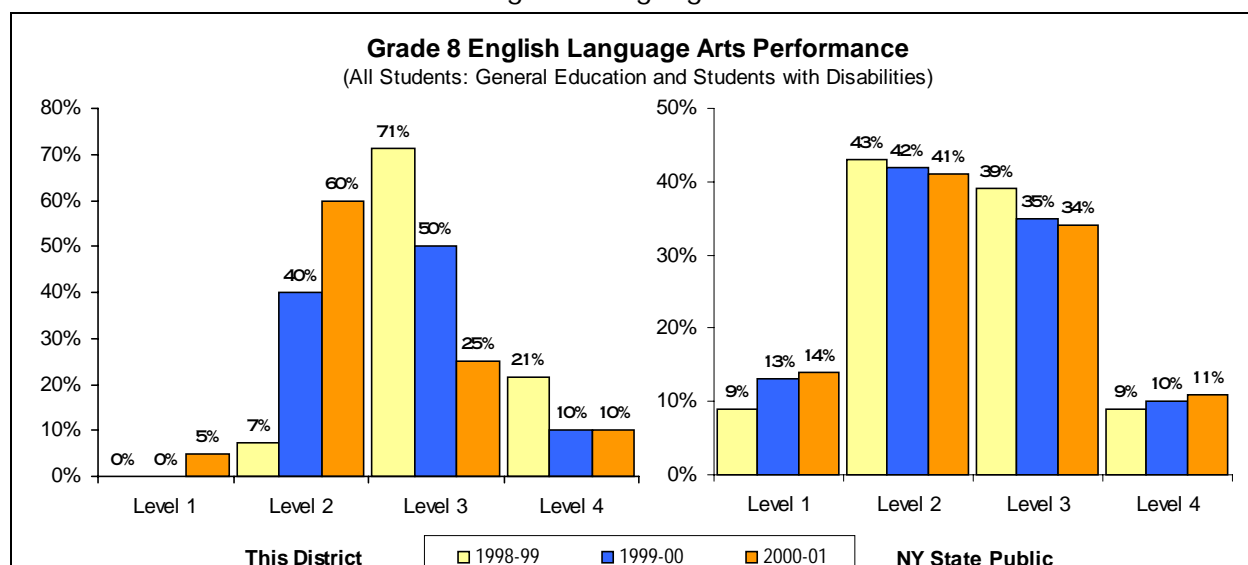
## Science



- 1 For 2001, these students were eligible for the Alternate Assessment (AA). For 2000 and 1999, these students were exempt from this test because of disability as stated in their Individualized Educational Program.
- 2 These students were not required to take this test because they were English language learners (ELL) who perform below the 30<sup>th</sup> percentile on an appropriate English reading assessment and there was no test form available in their native language. Other ELL students must take this test, but may take an alternative language form if such is available.
- 3 These students were enrolled at the time of testing but did not complete any part of this science assessment.
- # To protect student confidentiality, the pound character (#) appears when fewer than five students in a group were tested. If fewer than five were tested in one subgroup, then counts appear only in the "All Students" category.

## Middle Level

### English Language Arts



Performance at This District		Counts of Students								Mean Score
		Not Tested			Tested					
		AA <sup>1</sup>	ELL <sup>2</sup>	Absent	Level 1	Level 2	Level 3	Level 4	Total	
June 1999	General Education		0	0	0	1	10	3	14	725
	Students with Disabilities	0	0	0	0	0	0	0	0	0
	<b>All Students</b>	<b>0</b>	<b>0</b>	<b>0</b>	<b>0</b>	<b>1</b>	<b>10</b>	<b>3</b>	<b>14</b>	<b>725</b>
May 2000	General Education		0	0	#	#	#	#	17	#
	Students with Disabilities	1	0	0	#	#	#	#	3	#
	<b>All Students</b>	<b>1</b>	<b>0</b>	<b>0</b>	<b>0</b>	<b>8</b>	<b>10</b>	<b>2</b>	<b>20</b>	<b>708</b>
May 2001	General Education		0	0	1	12	5	2	20	701
	Students with Disabilities	0	0	0	0	0	0	0	0	0
	<b>All Students</b>	<b>0</b>	<b>0</b>	<b>0</b>	<b>1</b>	<b>12</b>	<b>5</b>	<b>2</b>	<b>20</b>	<b>701</b>

#### Grade 8 English Language Arts Levels - Listening, Reading, and Writing Standards

<b>Level 4</b>	These students <b>exceed the standards</b> and are moving toward high performance on the Regents examination. All students scoring from <b>739 to 830</b> are in this level.
<b>Level 3</b>	These students <b>meet the standards</b> and, with continued steady growth, should pass the Regents examination. All students scoring from <b>701 to 738</b> are in this level.
<b>Level 2</b>	These students <b>need extra help</b> to meet the standards and pass the Regents examination. All students scoring from <b>662 to 700</b> are in this level.
<b>Level 1</b>	These students have <b>serious academic deficiencies</b> . All students scoring from <b>527 to 661</b> are in this level.

#### Performance of English Language Learners (ELL)

ELL are students for whom English is a second language. Schools teach these students English so they can participate effectively in the academic program. ELL students without sufficient proficiency in English are not required to take the grade 8 ELA test. Their progress in learning English is measured, using standardized tests, and reported.

Grade 8	English Proficiency Below Effective Participation Level	Making Appropriate Progress
June 2001	0	0

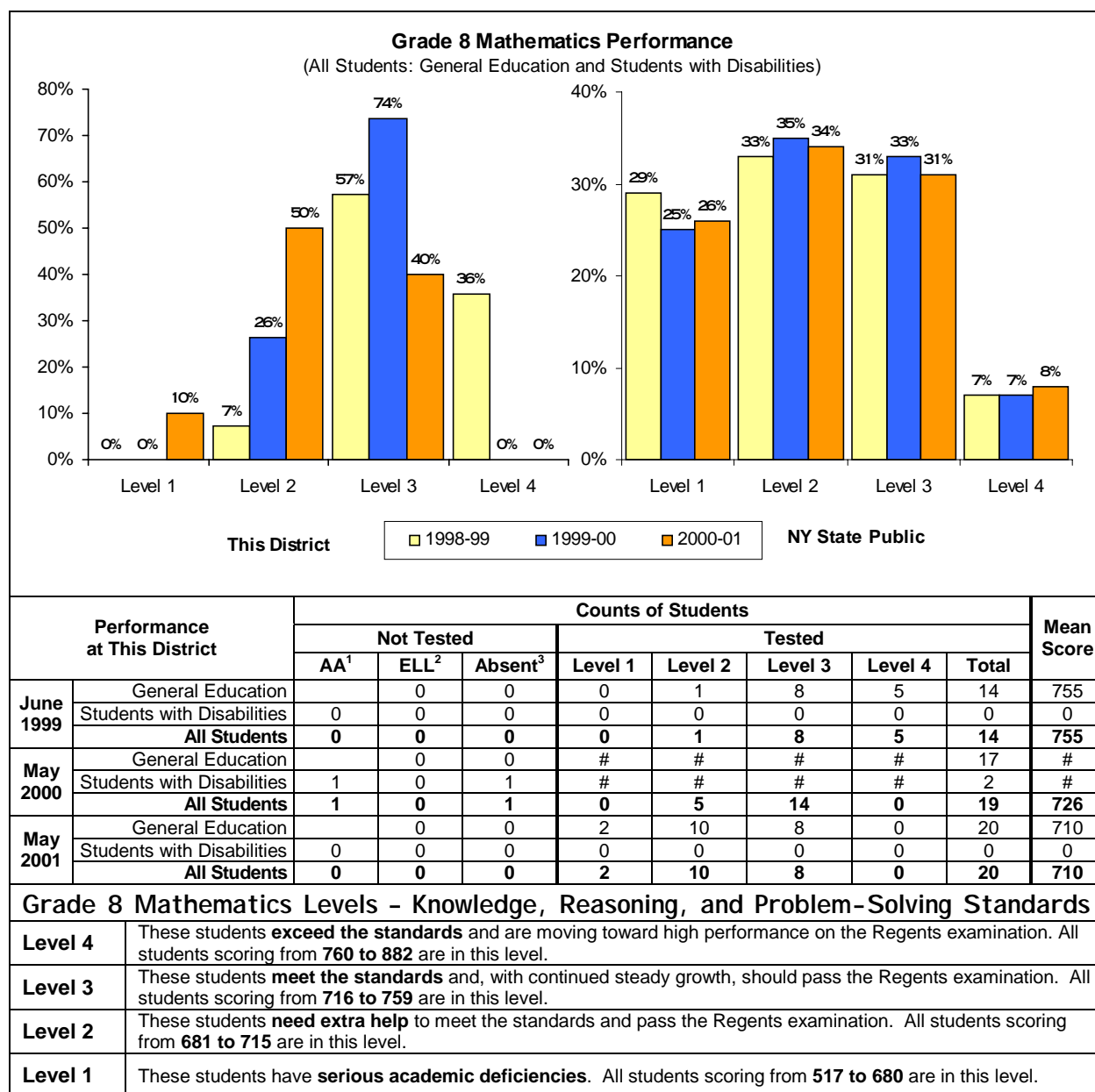
1 For 2001, these students were eligible for the Alternate Assessment (AA). For 2000 and 1999, these students were exempt from this test because of disability as stated in their Individualized Educational Program.

2 These students were not required to take the grade 8 ELA test because they were English Language Learners (ELL) who performed below the 30<sup>th</sup> percentile on another appropriate English reading assessment.

3 These students were enrolled at the time of testing but were not present to complete some part of the ELA assessment.

# To protect student confidentiality, the pound character (#) appears when fewer than five students in a group were tested. If fewer than five were tested in one subgroup, then counts appear only in the "All Students" category.

## Middle Level Mathematics



\* Similar Schools are schools grouped by district and student demographic characteristics. More information is on the **School Profile** page of this report. Further explanation is available at <http://www.emsc.nysed.gov/reprcd2002/similar.html>

1 For 2001, these students were eligible for the Alternate Assessment (AA). For 2000 and 1999, these students were exempt from this test because of disability as stated in their Individualized Educational Program.

2 These students are not required to take this test because they are English language learners (ELL) who perform below the 30<sup>th</sup> percentile on an appropriate English reading assessment and there is no test form available in their native language. Other ELL students must take this test, but may take an alternative language form if such is available.

3 These students were enrolled at the time of testing but were not present to complete some part of the mathematics assessment.

# To protect student confidentiality, the pound character (#) appears when fewer than five students in a group were tested. If fewer than five were tested in one subgroup, then counts appear only in the "All Students" category.

## School District Profile

Superintendent: Mr. Jerome D. Steele			Phone: (518)273-1512	
<b>Organization 2000-01</b>		School District Staff <sup>1</sup> (both full- and part-time)		
Grade Range	Student Enrollment	Count of Teachers	Count of Other Professionals	Count of Paraprofessionals
K-8	183	17	5	5

<b>1999-00 School District Total Expenditure per Pupil</b>	\$8,414
<b>1999-00 NY State Public Schools Total Expenditure per Pupil</b>	\$11,040

Student Enrollment			
Grade Level	October 2000	Grade Level	October 2000
Pre-Kindergarten	0	Grade 7	19
Kindergarten	19	Grade 8	20
Grade 1	21	Grade 9	0
Grade 2	23	Grade 10	0
Grade 3	25	Grade 11	0
Grade 4	21	Grade 12	0
Grade 5	19	Ungraded Elementary with Disabilities	0
Grade 6	16	Ungraded Secondary with Disabilities	0

Student Demographics	1998-99		1999-2000		2000-01	
	Count	Percent	Count	Percent	Count	Percent
English Language Learners	0	0.0%	0	0.0%	0	0.0%
Eligible For Free Lunch	0	0.0%	0	0.0%	0	0.0%

<b>Need to Resource Capacity (N/RC) Group</b>	The State Education Department assigns each school district to a comparison group based on student demographics and the resource capacity of the district. This district is in N/RC Group 6. This district has low needs relative to local resource capacity.
---	---

<sup>1</sup> Some district-employed staff serve in more than one school. These shared people are included in counts reported here.