

560701-06-0005

The New York State School Report Card
for
Seneca Falls Middle School
in
Seneca Falls Central School District

An Overview of Academic Performance



March 2002



The University of the State of New York
The State Education Department

March 27, 2002

THE UNIVERSITY OF THE STATE OF NEW YORK
Regents of The University

| | |
|---|----------------|
| CARL T. HAYDEN, <i>Chancellor</i> , A.B., J.D. | Elmira |
| ADELAIDE L. SANFORD, <i>Vice Chancellor</i> , B.A., M.A., P.D. | Hollis |
| DIANE O’NEILL MCGIVERN, B.S.N., M.A., Ph.D. | Staten Island |
| SAUL B. COHEN, B.A., M.A., Ph.D..... | New Rochelle |
| JAMES C. DAWSON, A.A., B.A., M.S., Ph.D. | Peru |
| ROBERT M. BENNETT, B.A., M.S. | Tonawanda |
| ROBERT M. JOHNSON, B.S., J.D. | Huntington |
| ANTHONY S. BOTTAR, B.A., J.D. | North Syracuse |
| MERRYL H. TISCH, B.A., M.A. | New York |
| ENA L. FARLEY, B.A., M.A., Ph.D. | Brockport |
| GERALDINE D. CHAPEY, B.A., M.A., Ed.D. | Belle Harbor |
| ARNOLD B. GARDNER, B.A., LL.B..... | Buffalo |
| CHARLOTTE K. FRANK, B.B.A., M.S.Ed., Ph.D..... | New York |
| HARRY PHILLIPS, 3rd, B.A., M.S.F.S. | Hartsdale |
| JOSEPH E. BOWMAN, JR., B.A., M.L.S., M.A., M.Ed., Ed.D | Albany |
| LORRAINE A. CORTÉS-VÁZQUEZ, B.A., M.P.A. | Bronx |

President of The University and Commissioner of Education

RICHARD P. MILLS

Chief Operating Officer

RICHARD H. CATE

Deputy Commissioner for Elementary, Middle, Secondary and Continuing Education

JAMES A. KADAMUS

Coordinator, Facilities, Management and Information Services

CHARLES SZUBERLA

Coordinator, Information, Reporting and Technology Services

MARTHA P. MUSSER

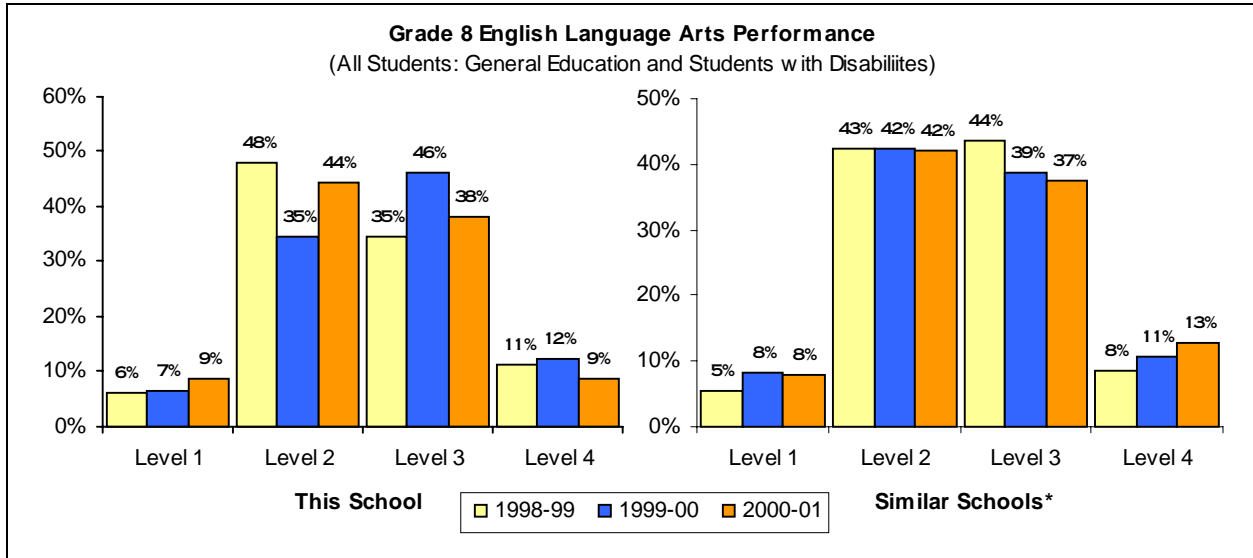
The State Education Department does not discriminate on the basis of age, color, religion, creed, disability, marital status, veteran status, national origin, race, gender, genetic predisposition or carrier status, or sexual orientation in its educational programs, services and activities. Portions of this publication can be made available in a variety of formats, including braille, large print or audio tape, upon request. Inquiries concerning this policy of nondiscrimination should be directed to the Department’s Office for Diversity, Ethics, and Access, Room 530, Education Building, Albany, NY 12234. **Requests for additional copies of this publication may be made by contacting the Publications Sales Desk, Room 309, Education Building, Albany, NY 12234.**

Please address all correspondence about this report that is not related to data corrections to:

***School Report Card Coordinator
Information, Reporting, and Technology Services Team
Room 863 Education Building Annex
New York State Education Department
Albany, NY 12234***

e-mail: RPTCARD@mail.nysed.gov

Middle Level English Language Arts



| Performance at This School | | Counts of Students | | | | | | | | Mean Score |
|----------------------------|----------------------------|--------------------|------------------|----------|-----------|-----------|-----------|-----------|------------|------------|
| | | Not Tested | | | Tested | | | | | |
| | | AA ¹ | ELL ² | Absent | Level 1 | Level 2 | Level 3 | Level 4 | Total | |
| June 1999 | General Education | | 0 | 5 | 4 | 55 | 48 | 16 | 123 | 707 |
| | Students with Disabilities | 0 | 0 | 1 | 5 | 13 | 1 | 0 | 19 | 673 |
| | All Students | 0 | 0 | 6 | 9 | 68 | 49 | 16 | 142 | 702 |
| May 2000 | General Education | | 0 | 2 | 3 | 33 | 56 | 15 | 107 | 708 |
| | Students with Disabilities | 4 | 0 | 0 | 5 | 9 | 0 | 0 | 14 | 664 |
| | All Students | 4 | 0 | 2 | 8 | 42 | 56 | 15 | 121 | 703 |
| May 2001 | General Education | | 2 | 1 | 5 | 46 | 44 | 10 | 105 | 705 |
| | Students with Disabilities | 6 | 1 | 0 | 5 | 5 | 0 | 0 | 10 | 664 |
| | All Students | 6 | 3 | 1 | 10 | 51 | 44 | 10 | 115 | 702 |

Grade 8 English Language Arts Levels - Listening, Reading, and Writing Standards

| | |
|----------------|---|
| Level 4 | These students exceed the standards and are moving toward high performance on the Regents examination. All students scoring from 739 to 830 are in this level. |
| Level 3 | These students meet the standards and, with continued steady growth, should pass the Regents examination. All students scoring from 701 to 738 are in this level. |
| Level 2 | These students need extra help to meet the standards and pass the Regents examination. All students scoring from 662 to 700 are in this level. |
| Level 1 | These students have serious academic deficiencies . All students scoring from 527 to 661 are in this level. |

Performance of English Language Learners (ELL)

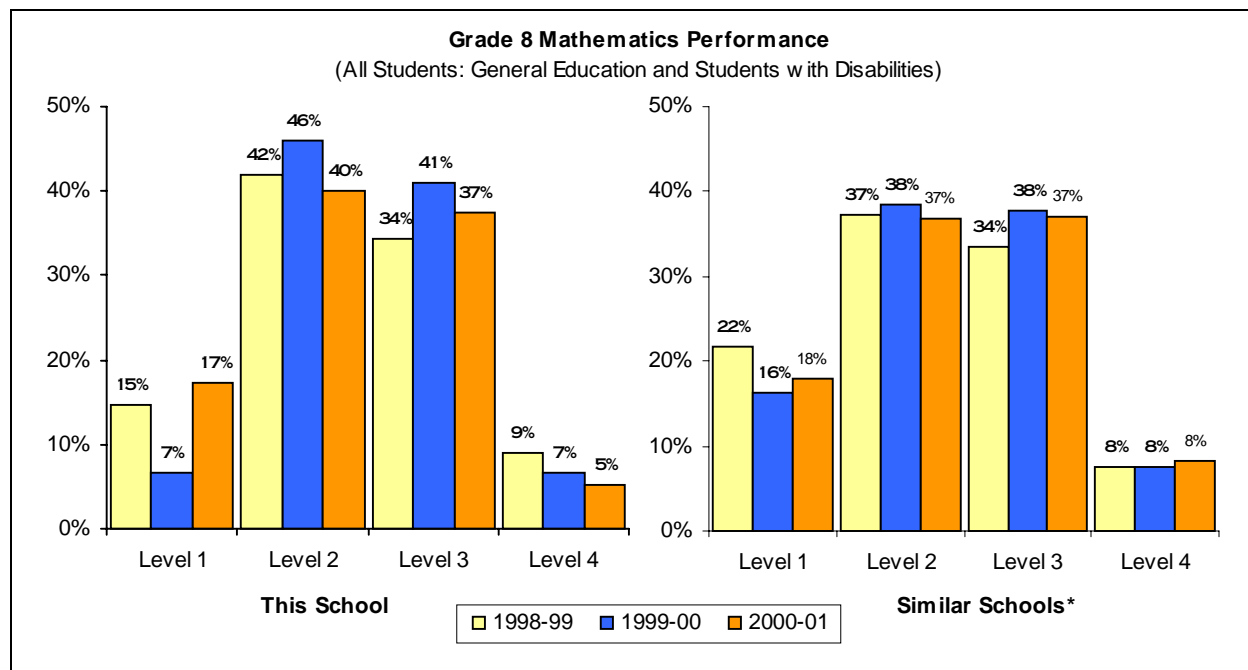
ELL are students for whom English is a second language. Schools teach these students English so they can participate effectively in the academic program. ELL students without sufficient proficiency in English are not required to take the grade 8 ELA test. Their progress in learning English is measured, using standardized tests, and reported.

| Grade 8 | English Proficiency Below Effective Participation Level | Making Appropriate Progress |
|-----------|---|-----------------------------|
| June 2001 | 3 | # |

* Similar Schools are schools grouped by district and student demographic characteristics. Further explanation is available at <http://www.emsc.nysed.gov/repcrd2002/similar.html>.

- For 2001, these students were eligible for the Alternate Assessment (AA). For 2000 and 1999, these students were exempt from this test because of disability as stated in their Individualized Educational Program.
- These students were not required to take the grade 8 ELA test because they were English Language Learners (ELL) who performed below the 30th percentile on another appropriate English reading assessment.
- These students were enrolled at the time of testing but were not present to complete some part of the ELA assessment.
- To protect student confidentiality, the pound character (#) appears when fewer than five students in a group were tested. If fewer than five were tested in one subgroup, then counts appear only in the "All Students" category.

Middle Level Mathematics



| Performance at This School | | Counts of Students | | | | | | | Mean Score | |
|----------------------------|----------------------------|--------------------|------------------|---------------------|-----------|-----------|-----------|-----------|------------|------------|
| | | Not Tested | | | Tested | | | | | |
| | | AA ¹ | ELL ² | Absent ³ | Level 1 | Level 2 | Level 3 | Level 4 | | Total |
| June 1999 | General Education | | 0 | 3 | 12 | 52 | 48 | 13 | 125 | 717 |
| | Students with Disabilities | 1 | 0 | 1 | 9 | 8 | 1 | 0 | 18 | 679 |
| | All Students | 1 | 0 | 4 | 21 | 60 | 49 | 13 | 143 | 712 |
| May 2000 | General Education | | 0 | 1 | 3 | 48 | 49 | 8 | 108 | 718 |
| | Students with Disabilities | 4 | 0 | 0 | 5 | 8 | 1 | 0 | 14 | 680 |
| | All Students | 4 | 0 | 1 | 8 | 56 | 50 | 8 | 122 | 714 |
| May 2001 | General Education | | 2 | 1 | 14 | 43 | 42 | 6 | 105 | 713 |
| | Students with Disabilities | 6 | 1 | 0 | 6 | 3 | 1 | 0 | 10 | 673 |
| | All Students | 6 | 3 | 1 | 20 | 46 | 43 | 6 | 115 | 709 |

Grade 8 Mathematics Levels - Knowledge, Reasoning, and Problem-Solving Standards

| | |
|----------------|---|
| Level 4 | These students exceed the standards and are moving toward high performance on the Regents examination. All students scoring from 760 to 882 are in this level. |
| Level 3 | These students meet the standards and, with continued steady growth, should pass the Regents examination. All students scoring from 716 to 759 are in this level. |
| Level 2 | These students need extra help to meet the standards and pass the Regents examination. All students scoring from 681 to 715 are in this level. |
| Level 1 | These students have serious academic deficiencies . All students scoring from 517 to 680 are in this level. |

* Similar Schools are schools grouped by district and student demographic characteristics. More information is on the **School Profile** page of this report. Further explanation is available at <http://www.emsc.nysed.gov/reprcrd2002/similar.html>

1 For 2001, these students were eligible for the Alternate Assessment (AA). For 2000 and 1999, these students were exempt from this test because of disability as stated in their Individualized Educational Program.

2 These students are not required to take this test because they are English language learners (ELL) who perform below the 30th percentile on an appropriate English reading assessment and there is no test form available in their native language. Other ELL students must take this test, but may take an alternative language form if such is available.

3 These students were enrolled at the time of testing but were not present to complete some part of the mathematics assessment.

To protect student confidentiality, the pound character (#) appears when fewer than five students in a group were tested. If fewer than five were tested in one subgroup, then counts appear only in the "All Students" category.

School Profile

| | | | |
|---------------------------------|--------------------|--|------------------------------|
| Principal: Mr. Robert McKeveny | | Phone: (315)568-9828 | |
| Organization 2000-01 | | School Staff ¹ (both full- and part-time) | |
| Grade Range | Student Enrollment | Count of Teachers | Count of Other Professionals |
| 6-8 | 363 | 33 | 4 |

| | |
|---|----------------|
| 1999-00 School District-wide Total Expenditure per Pupil | \$8,747 |
|---|----------------|

| Student Enrollment | | | |
|---------------------------|--------------|---------------------------------------|--------------|
| Grade Level | October 2000 | Grade Level | October 2000 |
| Pre-Kindergarten | 0 | Grade 7 | 129 |
| Kindergarten | 0 | Grade 8 | 129 |
| Grade 1 | 0 | Grade 9 | 0 |
| Grade 2 | 0 | Grade 10 | 0 |
| Grade 3 | 0 | Grade 11 | 0 |
| Grade 4 | 0 | Grade 12 | 0 |
| Grade 5 | 0 | Ungraded Elementary with Disabilities | 0 |
| Grade 6 | 105 | Ungraded Secondary with Disabilities | 0 |

| Student Demographics Used To Determine Similar School Groups | 1998-99 | | 1999-2000 | | 2000-01 | |
|---|---------|---------|-----------|---------|---------|---------|
| | Count | Percent | Count | Percent | Count | Percent |
| English Language Learners | 4 | 0.8% | 2 | 0.4% | 4 | 1.1% |
| Eligible For Free Lunch | 87 | 16.8% | 99 | 19.8% | 70 | 19.3% |

| | |
|------------------------------|--|
| Similar Schools Group | This school is in Similar Schools Group 33. All schools in this group are middle level schools in school districts with average student needs in relation to district resource capacity. The schools in this group are in the higher range of student needs for middle level schools in these districts. |
|------------------------------|--|

¹ Some district-employed staff serve in more than one school. These shared people are not reported here.

System of Accountability for Student Success (SASS)

This section presents this school's results relative to Commissioner's standards for school performance. To raise performance, the Commissioner has established State standards for schools for each school year through 2002-03.

Schools are expected to meet or exceed the Commissioner's standards. School districts must develop and implement local assistance plans (LAP) to bring every public school up to these levels. Schools that fall below a standard are assigned adequate yearly progress (AYP) targets. This school-specific program of attainable goals is intended to allow schools below standard to "compete against themselves" by showing adequate progress towards closing the gap between their baseline performance and the State standard.

A Performance Index is used to assess school performance relative to elementary- and middle-level State standards for English language arts and for mathematics. The Performance Index credits each school for the students demonstrating some of the Learning Standards (Level 2) and for the students demonstrating all of the assessed Learning Standards (Level 3 and Level 4). Students at the higher levels contribute more to the Performance Index than do Level 2 students. Level 1 performance earns no credit. As a guide to understanding, the Performance Index may be understood as the sum of the percentage of students performing at or above Level 2 plus the percentage of students performing at or above Level 3.

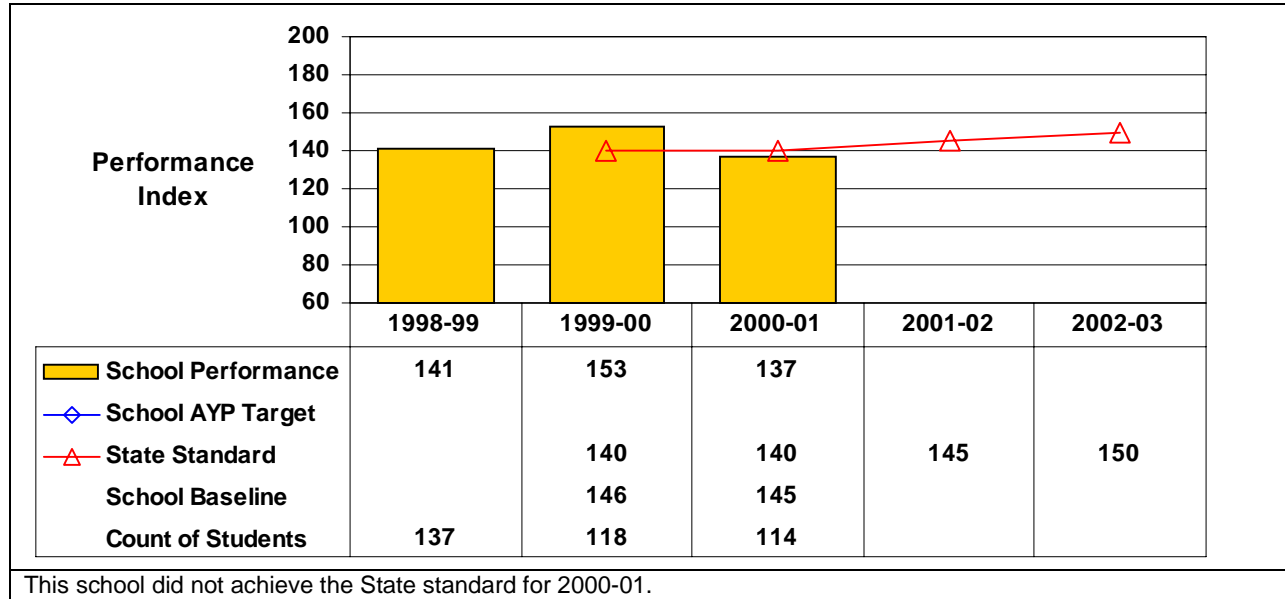
More information about this school accountability program is available from the State Education Department Web site (<http://www.emsc.nysed.gov/repcrd2002>). There you can find the rules for which students' results are included in the Performance Index, for how the performance of English language learners is included, for how the baseline numbers are calculated, for accountability for very small schools, and for when and how adequate yearly progress targets are assigned. Please note that Performance Index is only presented for schools that reported 20 or more continuously enrolled students' results. For this purpose continuously enrolled is defined as being enrolled in the school from October through the date of the State assessment.

The Commissioner has decided that until there is a State plan to meet the requirements of the Federal "No Child Left Behind" legislation he will not establish a State SASS standard for the 2003-04 school year for the elementary- and middle-level State assessments for English language arts and for mathematics. Therefore, no AYP targets are computed for the 2003-04 school year at this time. Schools that met a State standard in 1999-00 but performed below the State standard in 2000-01 are assigned AYP targets for the 2001-02 and 2002-03 school years. These AYP targets are determined using the 2002-03 State SASS standard Performance Index value of 150. Schools that performed below a State standard in 1999-00 were previously assigned AYP targets for 2001-02 and 2002-03, while schools that met State standards in 2000-01 are not assigned AYP targets.

Middle-Level School Performance

The Performance Index used to measure elementary school performance is computed using aggregate results of the State Grade 8 assessments for continuously enrolled students.

English Language Arts Performance of Students in Grade 8



Mathematics Performance of Students in Grade 8

